

ANNEX 1



Outturn 2024/25

Results to end of March 2025

Contents

Section 1: 2024/25 Final Outturn 3

Section 2: 2024/25 Approved Budget Change Items5

Section 3: Revenue Grants for approval and year end Register25

Section 4: Capital27

Section 5: Reserves37

Section 6: Treasury Management44

Section 7: Investment Strategy56

Section 1: 2024/25 Final Outturn

- 1.1. Table 1 provides a service summary of financial performance. The final outturn position shows that services were £10.2m over budget 2024/25.
- 1.2. It also shows that central budgets were £7.4m above budget resulting in an overall outturn of £17.6m overspend against a net revenue budget of £364.5m.

Table 1 Outturn 2024/25	Revised Budget (NET)	Outturn	Variance	Forecast Variance FR3	Movement from FR3 to Outturn
	£m	£m	£m	£m	£m
Service Committee					
Adults and Health	137.1	154.7	17.6	20.0	(2.4)
Children and Families	92.6	96.1	3.5	5.4	(1.9)
Corporate Policy	44.2	41.9	(2.2)	2.5	(4.7)
Economy and Growth	27.9	22.7	(5.3)	(3.8)	(1.5)
Environment and Communities	47.8	46.3	(1.5)	(0.6)	(0.9)
Highways and Transport	16.2	14.4	(1.8)	(0.5)	(1.3)
TOTAL SERVICE EXPENDITURE	365.8	376.0	10.2	22.9	(12.7)
Finance Sub:					
Central Budgets	25.0	32.4	7.4	(4.6)	12.0
Funding	(390.8)	(390.8)	(0.0)	-	(0.0)
TOTAL FINANCE SUB	(0.0)	17.6	17.6	18.3	(0.7)
Exceptional Financial Support	-	(17.6)	(17.6)	(17.6)	-
GRAND TOTAL	(0.0)	(0.0)	(0.0)	0.7	(0.7)

1.3. The outturn position reflects the following :

- Includes those savings that have been identified as non-achievable though the tracker on our High Level Business Cases (HLBC) with no/some alternative actions currently presented;
- A review of the on-going impacts of adverse variances identified in 2023/24;
- Any identified, emerging items of significance:
 - Within Adult Social Care, significant growth is forecast for care costs in line with position seen year to date, less mitigations linked to delivery of savings;
 - Includes the assumptions around additional revenue resources in Childrens Services to resource the draft improvement plan in relation to the recent OFSTED inspection;
- Impact of the confirmed increased 2024/25 pay award £1.6m (unfunded);

- Detailed review of any vacancy underspends in all areas;
- One-off items that have been identified so far through line by line reviews and/or identification of additional funding that has been announced since the MTFS was set.
- Mitigation activities delivered or forecast to be delivered by 31 March as reflected in paragraph 28 of the main covering report.
- Review of Section 106 legacy budgets, the effects of which are partly reflected in the FR3 forecast out-turn as a one off contributions to reserves work undertaken to date has identified an improvement (reduction) of the Council's bad debt provision of £1.0m,
- Changes to the MRP Policy following a Balance Sheet review through our Treasury Management advisors, Arlingclose Ltd, during 2024/25 reduced the in year charge to revenue by £3.4m.

1.4. Further items impacting on the level of the Council's balances are detailed in Section 5.

Section 2: 2024/25 Approved Budget Change Items

The following table provides detailed commentary on the outturn against the approved budget change items that were agreed as part of the budget agreed in February 2024. These are split by relevant committee.

MTFS Ref No	Detailed List of Approved Budget Changes – Service Budgets	2024/25 MTFS £m	2024/25 Final Outturn £m	2024/25 Outturn Variance £m	Final Progress 2024/25 (RAG rating and commentary)
	Adults and Health Committee	+1.136	+18.707	+17.571	
1	Fees and Charges	-1.800	-1.800	0	Green – see below
2	Client Contributions	-0.800	-6.122	-5.322	Green - £5.322m surplus vs client contribution in 2024/25. This is in addition to achieving the budgeted increase for Fees and Charges & Client Contribution increase in-year (£2.6m)
3	Working Age Adults - Prevent, Reduce, Delay	-1.467	-1.467	0	Green – Delivered
4	Older People – Prevent, Reduce, Delay	-1.566	-1.566	0	Green - Delivered
5	Market Sustainability and Workforce grant	-1.100	-1.100	0	Completed
6	Revenue grants for Adult Social Care	-2.480	-2.480	0	Completed
7	Pension Costs Adjustment	-0.493	-0.493	0	Completed
8	Investment in Adult Social Care	+7.600	+31.417	+23.817	Red – MTFS growth for Care Costs not sufficient to cover the pressure seen in 2023/24 plus the expected growth in 2024/25. Mitigations to reduce pressure reported separately.
9	Pay Inflation	+1.892	+2.104	+0.212	Red – Actual cost of NJC Pay increase in 2024/25 exceeded budget growth in the 2024/25 MTFS.
10	Resettlement Revenue Grants – reversal of 2023/24 use	+0.850*	+0.850*	0	Completed
11	Adult Social Care Transformation Earmarked Reserve Release – reversal of 2023/24 use	+0.500*	+0.500*	0	Completed
12	Market Sustainability and Fair Cost of Care – Removal of Grant Income	-	-	-	Completed - Now a 2025/26 Item
13	Asset Management	TBC	TBC	-	Green - The business case for future usage of the site will be revisited and taken through the appropriate CEC

MTFS Ref No	Detailed List of Approved Budget Changes – Service Budgets	2024/25 MTFS £m	2024/25 Final Outturn £m	2024/25 Outturn Variance £m	Final Progress 2024/25 (RAG rating and commentary)
					governance procedures. The model of care in relation to high-cost adult social care and health provisions will be part of this work.
14	Investigate potential agency creation	TBC	TBC	-	Green - This proposal has been consistently delivered in relation to the usage of a Care Workers agency in all but name. Care4CE, the Council's in house care provider, has been utilising workers, both casual and agency, as a bank of workers for several years to successfully deliver operational requirements.
In year	Other variances to reconcile to 2024/25 Outturn position	0	+1.688	+1.688	
In year	Mitigations reducing the Outturn reported position	0	-2.824	-2.824	

** Item represented a one-off spend in 2023/24. As it is not a permanent part of the budget, the value of the proposal is reversed in 2024/25.*

MTFS Ref No	Detailed List of Approved Budget Changes – Service Budgets (some of the budget change items have been separated out since the publication of the MTFS)	2024/25 MTFS £m	2024/25 Final Outturn £m	2024/25 Outturn Variance £m	Final Progress 2024/25 (RAG rating and commentary)
	Children and Families Committee	+9.909	+13.375	+3.466	
15	Discretionary offer to children with disabilities	-0.900	-0.979	-0.079	Green - On Track, project team progressing multiple improvements to redesign the service offer, ensuring consistency and efficiency.
16	Remove school catering subsidy	-0.516	-0.282	+0.234	Red – Catering service ended on 31 March. A rate uplift applied from September 2024 in order to cover the costs of the service through to the end of March 2025. Some schools managed their own arrangements before the end of the financial year, impacting on the savings target.
17	Review of structure to further integrate children and families services	-1.000	-0.200	+0.800	Red - Delivery Planning in progress to address saving. Including: further Establishment review, service redesign, cross directorate risk management.
18	Reduce discretionary Post-16 Travel Support	-0.400	-0.367	+0.033	Red - Agreed by Committee
19	Achieve the Family Hub model	-0.250	-0.250	0	Green - Committee approved new model of delivery in Nov Committee. Savings are not going to be delivered in 2024/25 therefore alternative saving being found to cover this.
20a	Other Service Reviews – Review of commissioned services across the C&F directorate. Review of the current Domestic Abuse Service	-0.100	-0.100	0	Completed – Grant income.
20b	Other Service Reviews – Maximise grant allocation to cover all costs	-0.100	0	+0.100	Red - Plan to explore current / future grants to ensure where T&Cs allow, contribution to fund base costs (e.g. staffing and on costs) is maximised.
20c	Other Service Reviews – Traded services	-0.050	+0.010	+0.060	Red - Part delivered. One off savings in other service areas cover the remainder.
21a	Reduce Growth in expenditure – review of high cost, low outcome external residential placements	-1.000	-1.000	0	Red - Whilst work has been taking place to open CE Children's Homes and our first open is now open, with our second due in spring, our collaboration with Foster4 working well to increase our foster carers, we still are seeing more children coming into care. There is also increasing instability with the residential market, driving up prices. Complex young people need high packages of support, which are extremely expensive. We are due to review all

MTFS Ref No	Detailed List of Approved Budget Changes – Service Budgets (some of the budget change items have been separated out since the publication of the MTFS)	2024/25 MTFS £m	2024/25 Final Outturn £m	2024/25 Outturn Variance £m	Final Progress 2024/25 (RAG rating and commentary)
					high cost placements and other placements to identify children for whom reunification to family would be appropriate. Processes are also in place by the Head of Provider Services to review costs being paid to providers. Merged overspend on ref. 30.
21b	Reduce Growth in expenditure – increase commissioning approach to establish greater opportunities to provide accommodation for +16 young people	-0.400	+1.561	+1.961	Red - 16+ and 18+ Commissioning Plans / Market Shaping in Progress. Responding to increasing demand and complexity.
21c	Reduce Growth in expenditure – Foster Care	-0.250	-0.250	0	Green - A Delivery Plan to increase Foster Care provision.
21d	Reduce Growth in expenditure – reduced spend on expert assessment in court proceedings and services post public law proceedings	-0.250	-0.527	-0.277	Green - Task & Finish Group put in place to explore and develop processes and capacity to reduce costly legal proceedings.
22	Pension Costs Adjustment	-0.515	-0.432	+0.083	Red - Teacher's pension legacy costs are not reducing as anticipated. Completed - CEC pension reduction.
23	Growth to deliver statutory Youth Justice service, and growth to ensure budget is sufficient to meet Safeguarding Partnership duties	+0.170	+0.205	+0.035	Amber - It is incumbent upon the three statutory safeguarding partners, the police, health and the Local Authority, to ensure that adequate funding is allocated to the Children's Safeguarding Partnership so it can fulfil its statutory functions in delivering the multi-agency safeguarding arrangements. An internal audit identified the Local Authority had not reviewed its contributions to the partnership and was insufficiently contributing to the delivery of the partnership arrangements. As a result, growth was approved by committee. This has been supported by an increase in contributions from all partner agencies. A vacancy has also been held in the business unit.
24	Growth to provide capacity to deliver transformation for SEND	+0.500	+0.235	-0.265	Green.
25	Wraparound Childcare Programme (funded)	+0.587	+0.587	0	Amber - Currently reviewing sufficiency and funding details to manage delivery within budget.

MTFS Ref No	Detailed List of Approved Budget Changes – Service Budgets (some of the budget change items have been separated out since the publication of the MTFS)	2024/25 MTFS £m	2024/25 Final Outturn £m	2024/25 Outturn Variance £m	Final Progress 2024/25 (RAG rating and commentary)
25	Wraparound Childcare Programme (funded)	-0.587	-0.587	0	Amber - Currently reviewing sufficiency and funding details to manage delivery within budget.
26	Legal Proceeding - Child Protection	+0.770	+0.770	0	Green.
27	Growth in School Transport budget	+0.936	+1.359	+0.423	Red.
28	Pay Inflation	+1.374	+1.915	+0.541	Red - NJC Pay Claim now approved - over spend against budget as a result of £1,290/2.5% increase. Increase compared to flat percentage budget increase of 3% within original MTFS.
29	Use of Children & Families Transformation Reserve – reversal of 2023/24 use	+1.065*	+1.065*	0	Completed.
30	Growth in Childrens Placement costs	+10.825	+12.435	+1.610	Red - Closely monitored throughout the year to ensure that funding is sufficient to meet demand and complexity.
31	Revenue costs for the Crewe Youth Zone (as above) aligned to Supporting Families Funding	-	-	-	Green.
31	Early Help budget to support funding towards the Crewe Youth Zone	-	-	-	Green.
32	SEND Capital Modification	TBC	TBC	-	Amber - Contingent upon wider asset management and associated timelines. Extensive work underway to plan and progress development opportunities. Captured as part of the Capital Program reported to Committee.
33	Childrens Social Work Bank	TBC	TBC	-	Red - Various options currently being explored as part of wider C&F Establishment review and potential peripatetic resource options.
34	Safe Walking Routes to School	TBC	TBC	-	Green - Features as part of School Transport Programme.
35	Withdrawal of the CEC School Meals Service	TBC	TBC	-	Green - Features as part of School Catering subsidy project - CF2428-16.
In year	Outturn variance Education, Strong Start and Integration	0	-1.951	-1.951	Underspend relates to vacancy management, reduced spend, use of grants and income generation across services.
In year	Outturn variance Children and Families Directorate	0	+0.292	+0.292	Overspend relates to external Quality Assurance Agency costs and cost of establishment.

MTFS Ref No	Detailed List of Approved Budget Changes – Service Budgets (some of the budget change items have been separated out since the publication of the MTFS)	2024/25 MTFS £m	2024/25 Final Outturn £m	2024/25 Outturn Variance £m	Final Progress 2024/25 (RAG rating and commentary)
In year	Outturn variance Children's Social Care	0	+0.006	+0.006	Overspend relating to staffing costs offset by flexible capital receipts.
In year	Outturn variance Quality Assurance, Commissioning and Partnerships	0	-0.140	-0.140	Underspend relates to additional income.

** Item represented a one-off spend in 2023/24. As it is not a permanent part of the budget, the value of the proposal is reversed in 2024/25.*

MTFS Ref No	Detailed List of Approved Budget Changes – Service Budgets (some of the budget change items have been separated out since the publication of the MTFS)	2024/25 MTFS £m	2024/25 Final Outturn £m	2024/25 Outturn Variance £m	Final Progress 2024/25 (RAG rating and commentary)
	Corporate Policy Committee	+0.489	-1.759	-2.248	
36	Reduce leadership and management costs	-0.540	-	+0.540	Red - The feedback from the DMA review is that senior management vacancies will require recruitment to in order to complete the complement of Corporate Managers. In year vacancy savings will continue but will be time limited. There is potential to increase costs by additional management support during transformation. This will result in increased budget pressure. This pressure is being mitigated through the four in-year items at the end of this table. Most of those will be permanent and used to deliver this saving.
37	Close the Emergency Assistance Scheme	-0.220	-0.220	0	Completed
38	Reduce election costs and increase charges where possible	-0.150	-0.150	0	Green - The proposal is to make a payment during 2024/25 of £70k-£80k from the existing election account, as part of this one-off saving. The remainder will be delivered by reducing the sum which would normally be paid into the election reserve. This might be mitigated in the year of the next local elections by monies which will be raised by charging town and parish councils for their elections in 2027. However, this will not be sufficient and will be likely to lead to the need for a supplementary estimate.
39a	Accelerate Digital Transformation (ICT Operational efficiencies)	-0.100	-0.100	0	Green – third party costs have been reduced and there are plans to reduce further during the year.
39b	Accelerate Digital (Digital efficiencies)	-0.150	-0.150	0	Green – Removal of temporary budget for Solutions Architect Resource, now covered by an Earmarked Reserve.
40	Enforce prompt debt recovery and increase charges for costs	-0.150	-0.150	0	Completed - The award of costs is a matter for the Magistrates at each court hearing. However, only by exception will they vary from the level already agreed by us with the Court Manager. The approach to the Court Manager has been made and the revised level agreed. The action is therefore complete, but the financial benefits will accrue as we continue

MTFS Ref No	Detailed List of Approved Budget Changes – Service Budgets (some of the budget change items have been separated out since the publication of the MTFS)	2024/25 MTFS £m	2024/25 Final Outturn £m	2024/25 Outturn Variance £m	Final Progress 2024/25 (RAG rating and commentary)
					the regular recovery process during the year.
41a	Other efficiencies and reductions across Corporate Services – School Subsidy (ICT)	-0.032	-0.032	-0.000	Green. ICT will not be offering services to schools in the 2025/26 academic year.
41b	Other efficiencies and reductions across Corporate Services – Organisational Development	-0.100	-0.100	0	Completed
41c	Other efficiencies and reductions across Corporate Services – Registration Services	-0.050	-0.050	0	Green
41d	Other efficiencies and reductions across Corporate Services – School Subsidy	-0.018	0	+0.018	Amber - Part of the £50k School Subsidy saving - Finance team to assist in identifying options. These are listed at the end of the table.
41e	Other efficiencies and reductions across Corporate Services	-0.010	0	+0.010	Amber - Finance team to assist in identifying options. These are listed at the end of the table.
41f	Other efficiencies and reductions across Corporate Services – Printing	-0.050	0	+0.050	Amber - Finance team to assist in identifying options. These are listed at the end of the table.
41g	Other efficiencies and reductions across Corporate Services – Hybrid working / mileage	-0.050	0	+0.050	Amber – Options being considered regarding reduced travel spend including ensuring efficient planning around meeting attendance and minimising unnecessary movements across the area. This maximises efficient use of time as well for teams.
42	Pension Costs Adjustment	-0.378	-0.378	0	Completed
43	Mitigation of reduction in the Dedicated Schools Grant	+0.136	+0.136	0	Completed
44	Pay Inflation	+1.446	+1.581	+0.135	Red - NJC Pay Claim now approved - over spend against budget as a result of £1,290/2.5% increase. Increase compared to flat percentage budget increase of 3% within original MTFS.
45	Legal Services Capacity	+0.455	+0.455	0	Completed
46	ICT Review 1	+0.450	+0.450	0	Completed - The move to Software as a Service has necessitated the transfer from Capital to Revenue budget requirements. The Shared Service continues to reduce third party costs and agency spend as per the Business case.

MTFS Ref No	Detailed List of Approved Budget Changes – Service Budgets (some of the budget change items have been separated out since the publication of the MTFS)	2024/25 MTFS £m	2024/25 Final Outturn £m	2024/25 Outturn Variance £m	Final Progress 2024/25 (RAG rating and commentary)
47	Workforce Strategy Review	TBC	-	-	Completed - There are no savings attributed to this area in 2024/2025. Opportunities to explore workforce options are being considered alongside transformation work. Any savings are likely to be realised in 2025/26 at the earliest. It is recommended that this item is removed from the list.
In year	Recognising the increased level of Registration service income of £350k.	0	-0.350	-0.350	This will be a permanent change to deliver the Red ranked items above.
In year	Recognising the receipt of £45k of Police and Crime Commissioner grant income.	0	-0.045	-0.045	This will be a permanent change to deliver the Red / Amber ranked items above.
In year	Taking the underspend on phones in corporate services (mobiles and rental) compared to budget.	0	-0.060	-0.060	This will be a permanent change to deliver the Red / Amber ranked items above.
In year	Adjustment required to balance to Outturn position of -£2,249k for corporate including ICT.	0	-2.496	-2.496	This figure is a mix of permanent and temporary items to assist the in-year position.
In-year	Reduce Members Allowances budget for excess budget relating to a pay award that was not taken	0	-0.100	-0.100	This will be a permanent change to deliver the Red / Amber ranked items above.

MTFS Ref No	Detailed List of Approved Budget Changes – Service Budgets	2024/25 MTFS £m	2024/25 Final Outturn £m	2024/25 Outturn Variance £m	Final Progress 2024/25 (RAG rating and commentary)
	Economy and Growth Committee	+3.316	-1.943	-5.259	
49	Service Restructures within Place based Services	-0.787	-0.368	+0.419	Amber – achievement through permanent savings remains challenging without a full restructure. Mitigation is through offset of underspend 'in year' and proposals are to be considered to offset permanently.
50	Reduce opening hours for main offices	-0.050	-0.050	0	Completed
51	Office estate rationalisation	-0.550	-0.440	+0.110	Amber - due to the timeline for the transfer of buildings being extended. This item is being mitigated by in year savings and by the items at the end of the table which are a mix of permanent and temporary measures.
52	Tatton Park	-0.046	-0.046	0	Amber - Savings can be achieved through investment in the Tatton Vision Programme. To date this programme has achieved cumulative MTFS savings of £624k. Amber rating reflects the fact that the Tatton Vision capital programme was under review and so progress delayed.
53	Transfer of Congleton Visitor Information Centre	-0.020	-0.020	0	Green - Transfer of Congleton VIC to the Town Council has already occurred.
54	Pension costs adjustment	-0.157	-0.157	0	Completed
55	Tatton Park ticketing and electronic point of sale (EPOS) upgrade	+0.005	+0.005	0	Green - A procurement process is currently underway to source a supplier who can ensure onsite and web-based delivery of a new system which aligns with present and future needs. Improved functionality should enable future savings delivery.
56c	West Park collection	+0.012	+0.012	0	Green - Cost for vital conservation and storage of West Park Museum collections and ongoing temporary storage requirements.
56d	CEC archives	+0.008	0	-0.008	Amber - Timescales for implementation of the Archives capital project have slipped due to grant funding decisions, with revised opening date of Spring 2026.
57	Property Information and Management System - Estates – Revenue Adjustment	+0.030	+0.031	+0.001	Completed
58	Housing	+0.035	+0.035	0	Green - Consultation on the Housing Restructure commenced 22 May and

MTFS Ref No	Detailed List of Approved Budget Changes – Service Budgets	2024/25 MTFS £m	2024/25 Final Outturn £m	2024/25 Outturn Variance £m	Final Progress 2024/25 (RAG rating and commentary)
					includes the post that the funding is attributed to. The new structure was implemented on 1 August 2024.
59	Environmental Hub Waste Transfer Station	+0.040	+0.040	0	Green - Project on track delivery Q1/2. The replacement of bay 1 in the Councils Environmental Hub Residual Waste Transfer Station building with a new design more likely to provide long-term resilience to wear and tear, to enable the continuation of waste processing at the transfer station.
60	Rural and Visitor Economy	+0.045	+0.045	0	Green - Additional revenue support is required to cover the increase in electricity charges for the Rural and Culture Economy Service to maintain existing service provision at Tatton Park and Countryside sites.
61	Minimum energy efficiency standards (MEES) - Estates - Revenue Adjustment	+0.079	+0.018	-0.061	Amber – Prioritised negotiations with 3rd parties/tenants occupying premises being expedited to avoid delays on obtaining access for surveys, completing necessary improvement works and legally completing lease renewals.
62	Public Rights of Way Income Realignment	+0.115	+0.115	0	Completed. Adjustments made to budget forecasts 2024/25
63	Pay inflation	+0.788	+0.940	+0.152	Red - NJC Pay Claim now approved - over spend against budget as a result of £1,290/2.5% increase. Increase compared to flat percentage budget increase of 3% within original MTFS. This item is being mitigated by the items at the end of the table which are a mix of permanent and temporary measures.
64	Crewe town centre maintenance and operation	+0.650	+0.579	-0.071	Green – Delays in completing some projects in 2024-25. Expenditure is expected in 2025-26
65	Assets - Buildings and Operational	+3.119	+1.292	-1.827	Green - Growth for Energy was not fully utilised as it was calculated when energy markets prices were incredibly high, together with significant increased inflation– the market has subdued since then and prices have stabilised, this has been adjusted for in 25/26. There were also some credits received in year due to over performance on Energy contracts. Business rates remain a challenge to predict due to revaluation, appeals and complex transitional relief calculations, this along with some one-off rebates meant there was an underspend in this area.

MTFS Ref No	Detailed List of Approved Budget Changes – Service Budgets	2024/25 MTFS £m	2024/25 Final Outturn £m	2024/25 Outturn Variance £m	Final Progress 2024/25 (RAG rating and commentary)
					The growth increase provided for revenue maintenance has enabled existing budgets to offset the inflation factors that were applied to the contract prices, and this was fully utilised with a pressure at yearend
66	Landfill Site Assessments revenue adjustment - Estates – CE Owned Landfill sites (53 sites) Review and Risk Assessment completions	-	-	-	Amber - £10k cost growth in for 25/26. Second stage of the review to commence shortly. Internal capacity within Environmental Services to be identified.
67	Tatton Park Estate Dwellings Refurbishment	-	-	-	Completed - Provision for response maintenance issues for 8 onsite dwellings to ensure properties meet standards required as part of tenancy agreements and the National Trust lease.
68	Improving Crewe Rented Housing Standards	-	-	-	Green
In year	Growth & Enterprise 2024/25 mitigations to balance back to outturn position	0	-3.305	-3.305	
In year	Place Directorate 2024/25 mitigations to balance back to outturn position	0	-0.669	-0.669	

MTFS Ref No	Detailed List of Approved Budget Changes – Service Budgets	2024/25 MTFS £m	2024/25 Final Outturn £m	2024/25 Outturn Variance £m	Final Progress 2024/25 (RAG rating and commentary)
	Environment and Communities Committee	-0.052	-1.587	-1.535	
69	Refresh wholly owned company overheads and contributions	-1.000	-1.500	-0.500	Green - ASDV Review recommendations have now been approved in full by Finance Sub-Committee in their role as shareholder of the wholly owned companies. The process of insourcing these services is largely completed which has released the reserves in year to meet this one-off contribution.
70	Strategic Leisure Review (Stage 2)	-1.305	-0.526	+0.779	Amber - Initial savings secured via committee decision on 11th March 2024. Proposals are being developed with EHL and town and parish councils to secure the residual £250k amount (£56k of this achieved through removal of car park refunds) - dialogue is ongoing. Delays to disposing of Middlewich and Holmes Chapel Leisure Centres in year are having a negative impact on savings position. Covid insurance contribution from EHL not secured.
71	Mitigate the impact of contract inflation and tonnage growth	-0.490	-0.490	0	Completed - Mitigate the impact of contract inflation and tonnage growth.
72	Emergency reduction of Household Waste Recycling Centres (HWRC) to four core sites	-0.263	-0.200	+0.063	Amber - Full saving on basis of original HLBC was not achieved due to introduction of mobile provision offer as a result of Full Council decision and costs associated with trial of booking system.
73	Libraries Strategy	-0.365	-0.138	+0.227	Green - Committee approval to implement final Strategy secured on 27th November, revised opening hours at Tier 3 sites went live from January 2025 and Tier 2 sites as of 1st April 2025. Staffing levels yet to be reduced with staff consultations due to be launched in 2025-26 relating to restructure of service. Engagement with Town and Parish Councils undertaken to shape the Strategy proposals and seek funding contributions, due to a delay with legal agreements only Bollington was secured for 2024-25. Progress has been made with preparing legal agreements for 2025-26. As part of funding libraries in a

MTFS Ref No	Detailed List of Approved Budget Changes – Service Budgets	2024/25 MTFS £m	2024/25 Final Outturn £m	2024/25 Outturn Variance £m	Final Progress 2024/25 (RAG rating and commentary)
					different way, libraries have increased income from meeting room hire and fees/charges
74	Reduce costs of street cleansing operations	-0.200	-0.200	0	Green - Value of saving now reduced from ANSA Management Fee for 2024/25, fully achieved in 24-25 due to removal of any vacancies and under-utilised fleet.
75	Reduce revenue impact of carbon reduction capital schemes	-0.336	0	+0.336	Amber – Carbon Neutral Council target deferred from 2025 to 27, as agreed at Full Council on 27.02.24, large scale prudential borrowing funded schemes spend now reprofiled to suit, however budget not sat within E&C Committee. Discussion with Corporate Financing team to re-allocate. This item is being partly mitigated by the item at the end of the table which is a mix of permanent and temporary measures.
76	Increase Garden Waste charges to recover costs	-0.045	-0.045	0	Green – Increase Garden Waste charges for the calendar year 2025 to recover costs
77	MTFS 80 (Feb 23) – Waste Disposal – Contract Inflation and Tonnage Growth (updated forecast)	+3.577	+3.577	0	Green – rating due to fluctuations in waste markets relating to recyclates and continued levels of inflation, outside CEC control and not aligned to projections. Outturn 24-25 witnessed a reduction in inflationary costs and an improved basket of goods rate that fully mitigated the pressure identified mid-year.
78	Pay Inflation – CEC & ASDV	+1.861	+2.397	+0.536	Red - NJC Pay Claim now approved - over spend against budget as a result of £1,290/2.5% increase. Increase compared to flat percentage budget increase of 3% within original MTFS. This item is being partly mitigated by the item at the end of the table which is a mix of permanent and temporary measures.
79	Pension Costs Adjustment	-0.151	-0.151	0	Completed
80	MTFS 90 (Feb 23) Strategic Leisure Review	+1.250	+1.250	0	Completed - Growth item budget adjustment only - replacing 2023/24 £1.3m savings target.
81	MTFS 91 (Feb 23) – Green Spaces Maintenance Review	-0.200	-0.200	0	Green - Year 2 saving - Policy now implemented and full saving secured from ANSA contract.
82	MTFS 92 (Feb 23) - Review Waste Collection Service - Green Waste	-3.150	-3.150	0	Green - Subscription levels in line with original business model.

MTFS Ref No	Detailed List of Approved Budget Changes – Service Budgets	2024/25 MTFS £m	2024/25 Final Outturn £m	2024/25 Outturn Variance £m	Final Progress 2024/25 (RAG rating and commentary)
83	Review MTFS 92 (Feb 23) Garden waste subscription financial model in line with latest subscription levels and with actual observed position on any waste migration	-0.429	-0.429	0	Green – 24-25 outturn fully achieved the MTFS target, there will need to be continued monitoring of subscription levels and any adverse impacts is already in place in 25-26.
84	MTFS 93 (Feb 23) Libraries - Service Review	-0.200	-0.200	0	Amber - Year 2 of Service Review - reduction in staffing levels have been implemented and now include vacancy management in year to ensure achievement of saving. Currently covered temporarily by vacancy savings
85	Explore a Trust delivery model for Libraries and other services	+0.150	+0.003	-0.147	Green - Growth item to cover one off costs relating to implementation of alternative delivery model(s) for libraries service. Aligned to development of Libraries Strategy.
86	CCTV – Service Efficiencies	-0.030	-0.030	0	Green – Ongoing actions to increase customer base for existing services, identification of new chargeable services/customers and service efficiency savings as well as increased fees and charges to meet the target.
87	Congleton Town Council Collaboration Agreement – Grounds Maintenance	-0.062	-0.062	0	Completed - Congleton Town Council Collaboration Agreement on Grounds Maintenance Cheshire East Contribution reduced in line with reductions in Cheshire East Maintained green space.
88	Closed Cemeteries	+0.005	+0.005	0	Completed - Inflationary adjustment to previous budget allocation only.
89	Environmental Hub maintenance	+0.023	+0.023	0	Completed - Inflationary adjustment to previous budget allocation only.
90	Review Closed Landfill Sites	+0.300*	+0.300*	0	Completed - The Council has responsibility for a number of closed landfill sites across the borough for which it holds a provision.
91	Land Charge Income Adjustment	+0.050	+0.067	+0.017	Amber - Uncertainty around implementation timescales of HMLR changes to centralise some aspects of land charges functions hence understanding of actual impact, to be regularly monitored.
92	Building Control Income Alignment	+0.203	+0.286	+0.083	Amber - Due to current national trend of downturn in planning and related building control income. To be monitored through more regular financial forecasting in service. Reforms to national planning policy recently consulted upon may have a positive impact on this position moving forward due to uplift in both volume and pace of developments coming forward. To be

MTFS Ref No	Detailed List of Approved Budget Changes – Service Budgets	2024/25 MTFS £m	2024/25 Final Outturn £m	2024/25 Outturn Variance £m	Final Progress 2024/25 (RAG rating and commentary)
					considered in due course following Govt announcement.
93	Local Plan Review	+0.255	0	-0.255	Amber - Reprofiled budget adjustment to provide additional funding towards development of new Local Plan
94	Planning income	+0.400	+0.522	+0.122	Amber – Forecast reduced income in year due to current national trend of downturn in planning applications and hence income. Proactively monitored through regular financial forecasting in service. Partially mitigated by continued high level of vacancies and the item at the end of the table. Recent national planning policy forms announced by Govt which were recently subject to a consultation process may help to alleviate the income position, but will require vacancies to be filled to cater for the likely increase in applications. To be considered as and when further announcement made.
95	Planning Service Restructure	-	-	-	Green - No action for 2024/25. Growth for 2025/26 to be kept under review.
96	Review of Household Waste Recycling Centres	+0.100	+0.100	0	Green – completed on time following decision at Environment and Communities Committee on 26 September 2024 to proceed with preferred option and finalisation of new operating contract procurement process.
In year	Environment & Neighbourhood Services mitigations 2024/25 to balance back to outturn position	0	-2.796	-2.796	

* Item represented a one-off saving in 2023/24. As it is not a permanent part of the budget, the value of the proposal is reversed in 2024/25.

MTFS Ref No	Detailed List of Approved Budget Changes – Service Budgets	2024/25 MTFS £m	2024/25 Final Outturn £m	2024/25 Outturn Variance £m	Final Progress 2024/25 (RAG rating and commentary)
	Highways and Transport Committee	+4.869	+3.084	-1.785	
97	Highway maintenance savings	-0.750	-0.750	0	Green - Savings are being achieved through: - reducing the number of cuts on grass verges from 10 to 8; - directly employing staff to carry out surveys, rather than sub-contracting; - reductions in staffing and vacancy management; and - reliance on the Council's adverse weather reserve for snow clearance. Service budgets have been reduced to reflect the savings being made.
98	Introduce annual increases to car parking charges	-0.150	-0.150	0	Green - Annual inflation adjustment to existing P&D tariffs can be implemented by 1st July 2024, in advance of bringing charges into effect in the "free towns". This is 3 months earlier than planned.
99	Pension Costs Adjustment	-0.052	-0.052	0	Completed
100	Highways	-0.031	-0.031	0	Completed - This saving was delivered by changes to response times to defects in 2023/24.
101	Safe Haven outside schools (Parking)	-0.023	0	0.023	Red - Introduction of CCTV camera enforcement of waiting/loading restrictions at school gates on a trial basis using bespoke equipment that is type approved and proven for these purposes in order to improve road safety and increase enforcement capacity at these high risk locations.
102	Transport and Infrastructure Strategy Team - Restructure	+0.120	0	-0.120	Amber - Vacancies in existing structure provide some flexibilities of resourcing. Business case for a recruitment plan has been developed setting out the opportunity to reduce costs of outsourcing / agency staffing. This will be taken forward in 2025/26.
103	Pay Inflation	+0.339	+0.351	+0.012	Red - NJC Pay Claim now approved - over spend against budget as a result of £1,290/2.5% increase. Increase compared to flat percentage budget increase of 3% within original MTFS. This item is being mitigated by the item at the end of the table which is a mix of permanent and temporary measures.
104	Parking - PDA / Back Office System contract	+0.100	+0.048	-0.052	Green - Market testing completed - exploring a direct award opportunity with implementation testing and data migration. System to be implemented in 2025-26
105	Flood and Water Management Act 2010	+0.100	+0.100	0	Green - The requirement is to be ready to implement changes when regulations are implemented nationally.

MTFS Ref No	Detailed List of Approved Budget Changes – Service Budgets	2024/25 MTFS £m	2024/25 Final Outturn £m	2024/25 Outturn Variance £m	Final Progress 2024/25 (RAG rating and commentary)
	SuDS & SABs Schedule 3 Implementation				A training plan for existing staff has been identified. Recruitment is to be progressed.
106	Energy saving measures from streetlights	+0.242	+0.242	0	Completed - This entry was in the MTFS to cancel an unachievable saving from 2022/23. There is no further action.
107	Parking	+0.245	+0.820	+0.575	Amber - Following decisions in January 2024, tariffs were uplifted on 1 July 2024 and extend pay and display to car parks in "free towns" from the start of December. Statutory consultations on Sunday and Evening charges have been completed to inform implementation in 2025-26. A trial of demand-responsive tariffs began with the opening of the new multistorey car park in Crewe.
108	Highways Revenue Services	+2.479	+2.479	0	Completed - This is a growth item. The growth has been factored into 2024/25 service levels and business plans. No further action.
109	Local Bus	+2.250	+1.459	-0.791	Green – network of new contracts was successfully tendered and began operating on 30 March 2025.
110	FlexiLink Service Improvement Plan	-	-	-	Green - A bus service review is underway, including proposals relating to flexible transport. Committee received a report updating on the outcomes of the consultation and the approach to procurement on 19 September 2024. The review of flexible transport will consider its role in filling gaps in local bus service provision, especially in rural areas, as well as options to extend hours of operation, open up the service to more users and introduce fares to make a contribution to operating costs.
111	Highways Depot Improvements	-	-	-	Red - This later year saving is subject to the approval of the business case for capital investment in depots. This will be reviewed during 2024/25.
112	Bus Stop Advertising Revenue Generation	-	-	-	Amber - Opportunity to shadow CWAC council's extension of the existing contract in the interim period. Intention to link this to wider on street advertising project in the transformation project.
In year	Highways & Infrastructure 2024/25 mitigations to balance to outturn position	0	-1.432	-1.432	

MTFS Ref No	Detailed List of Approved Budget Changes – Central Budgets	2024/25 MTFS £m	2024/25 Final Outturn £m	2024/25 Outturn Variance £m	Final Progress 2024/25 (RAG rating and commentary)
	Finance Sub-Committee	-19.667	-12.277	+7.390	
113	Capital Financing Budget	+9.508	+10.517	+1.009	Amber – assumes use of available capital financing reserve of £2.135m compared to budget.
114	Central Bad Debt Provision adjustment	+0.600	+0.600	0	Completed - budget adjustment.
115	Use of Earmarked Reserves – MTFS Reserve	+0.255	+0.255	0	Completed - budget adjustment / planned use of reserve.
115	MTFS Reserve – reversal of 2023/24 use	+1.536	+1.536	0	Completed - budget adjustment / planned use of reserve.
116	Collection Fund Reserve - Use of Earmarked Reserves	-0.834	-0.834	0	Completed - budget adjustment / planned use of reserve.
116	Collection Fund Reserve – reversal of 2023/24 use of reserves	+2.234	+2.234	0	Completed - budget adjustment / planned use of reserve.
117	Brighter Futures Transformation – reversal of 2023/24 use of reserves	+1.271	+1.271	0	Completed - budget adjustment / planned use of reserve.
118	Use of General Reserves – Fund in-year budget shortfall [NEW]	-11.654	-11.654	0	Completed - Drawn down in line with the MTFS forecast.
Amber 119	Council Tax - % increase	-13.527	-13.527	0	Green - Council tax and business rates income collection managed through the Collection Fund therefore no impact on current year funding target.
120	Council Tax – Base increase	-2.461	-2.461	0	Green - Council tax and business rates income collection managed through the Collection Fund therefore no impact on current year funding target.
121	Business Rates Retention Scheme – use of S31 compensation grants	-1.350	-1.350	0	Green - Grants received in line with final settlement from MHCLG.
122	Unring-fenced Grants + Revenue Support Grant	-5.245	-5.245	0	Green - Grants received in line with final settlement from MHCLG.
123	Council Tax and Business Rates Collection [NEW]	TBC	-	-	Initial case was to implement a working group to review council tax collection. No savings value was assigned to the case. The intention now is to bring forward via an informal briefing to include options around the council tax support scheme review (FS2428)

MTFS Ref No	Detailed List of Approved Budget Changes – Central Budgets	2024/25 MTFS £m	2024/25 Final Outturn £m	2024/25 Outturn Variance £m	Final Progress 2024/25 (RAG rating and commentary)
124	Council Tax Support [NEW]	TBC	-	-	No change to Council Tax support scheme for 2024/25 or 2025/26. To be reviewed for 2026/27.
In year	Bad Debt Provision reduction (one off)	-	-1.081	-1.081	New bad debt policy has been adopted by Adults Social Care.
In year	S106 Review (one off)	-	-0.574	-0.574	S106 Review identifying a one off contribution in year where work has been completed in prior years but has not been reflected in transferring money from S106 into the general fund
In year	Increased use of reserves re Transformation spend included in Service position	-	-3.827	-3.827	Use of reserves to fund essential expenditure to progress the Transformation programme in 2024/25
In year	Creation of new Transformation Reserve as set out in the 2025/26 MTFS	-	3.500	3.500	Creation of a reserve as reflected in the 2025/26 MTFS to fund Transformation delivery in 2025/26.
In year	Creation of new Change and Improvement reserve	-	5.300	5.300	New reserve created to cover one off costs of change and improvement activity in 2025/26 and 2026/27.
In year	Review of MRP accounting policy wef 1.4.2024	-	-3.411	-3.411	New MRP Accounting Policy adopted with effect from 1 April 2024 and as approved in the 2025/26 MTFS (Feb25)
In year	Creation of new earmarked service reserves	-	2.525	2.525	Additional reserves to fund one off expenditure in 2025/26 which is not included in service base budgets.
In year	Transfer to General Fund Reserve	-	2.473	2.473	Additional transfer to reserves to increase the Council financial sustainability in future years.
In year	Financing and Investment Interest	-	1.100	1.100	Pressure reflecting increased cost of interest payments on borrowing offset by interest receipts from investments
In year	Other in year variances to budget	-	0.376	0.376	

Section 3: Revenue Grants for approval and year end Register

- 3.1. Cheshire East Council receives two main types of Government grants; specific purpose grants and general use grants. Specific purpose grants are held within the relevant service with a corresponding expenditure budget. Whereas general use grants are held in central budgets with a corresponding expenditure budget within the allocated service area.
- 3.2. Spending in relation to specific purpose grants must be in line with the purpose for which it is provided.
- 3.3. **Table 1** shows additional specific purpose grant allocations that have been received over £1m that **Council** will be asked to approve.
- 3.4. **Table 2** shows additional specific purpose grant allocations that have been received which are over £500,000 and up to £1m and are for **Committee** approval.

Table 1 – Council Decision

3.5. Supplementary Revenue Estimate Requests for Allocation of Additional Grant Funding (Specific Purpose) over £1,000,000

Committee	Type of Grant	£000	Details
Children & Families: Schools	Core Schools Budget Grant (CSBG)	2,502	This grant is from the Education and Skills Funding Agency and is to support schools with their overall costs in the 2024 to 2025 financial year, in particular following confirmation of the 2024 teacher pay award.
Corporate Policy	Housing Benefit Subsidy	2,231	This grant is from the Department for Work and Pensions. Payment of claims administration within Housing Benefits.

Table 2 – Committee Decision

3.6. Supplementary Revenue Estimate Requests for Allocation of Additional Grant Funding (Specific Purpose) over £500,000 up to £1,000,000

Committee	Type of Grant	£000	Details
Adults & Health	Homes for Ukraine Scheme	755	This grant is from the Department for Levelling Up, Housing and Communities (DLUHC) to provide support to families to rebuild their lives and fully integrate into communities.
Children and Families	Staying Close (Specific Purpose 2025/26)	602	This grant is to support the Staying Close programme, to improve outcomes for young people leaving care who do not have that continued support as they transition into independence.

3.7. **Annex 2** contains the full Grants Register for 2024/25 comparing the MTFS budgeted levels to the final outturn for every grant received.

Section 4: Capital

Table 1: Financial Parameters for 2024/25 to 2027/28

Parameter	Value (£m)			
	2024/25	2025/26	2026/27	2027/28
Repayment of Borrowing				
Minimum Revenue Provision*	15.3	18.5	22.7	24.8
External Loan Interest	19.4	17.9	18.9	20.9
Investment Income	(4.3)	(4.1)	(2.7)	(2.7)
Contributions from Services Revenue Budgets	(0.9)	(1.3)	(2.3)	(2.5)
Total Capital Financing Costs	29.4	30.5	36.1	39.8
Actual CFB in MTFS	28.5	35.0	38.8	41.9
Budget underspend /(overspend)	(0.9)	4.5	2.7	2.1
Capital Receipts targets*	1.0	1.0	1.0	1.0
Flexible use of Capital Receipts	1.0	1.0	1.0	1.0

*Anticipated MRP based on achieving capital receipts targets

- 4.1. The revised programme is funded from both direct income (grants, external contributions) and the Council's own resources (prudential borrowing, revenue contributions, capital reserve). A funding summary is shown in **Table 2**. For detailed tables by Committee please see **Annex 3**.
- 4.2. **Table 3** lists details of Delegated decisions up to £500,000 for noting.
- 4.3. Table 4 lists Capital Supplementary Estimates over £500,000 and up to £1,000,000 for committee approval and Capital Virements over £500,000 and up to and including £5,000,000 that require Relevant Member(s) of CLT and Chief Finance Officer in consultation with Chair of the relevant Committee and the Chair of Finance Sub-Committee to approve.
- 4.4. **Table 5** lists details of Capital Supplementary Estimates over £1,000,000 that requires Committee to make a recommendation to Council to approve.
- 4.5. **Table 6** lists details of reductions in Approved Budgets where schemes are completed and surpluses can now be removed. These are for noting purposes only.

Table 2: Capital Programme Update

CHESHIRE EAST COUNCIL CAPITAL PROGRAMME SUMMARY					
CAPITAL PROGRAMME 2024/25 - 2027/28					
	Actuals 2024/25 £000	Forecast 2025/26 £000	Forecast 2026/27 £000	Forecast 2027/28 £000	Total Forecast 2024-28 £000
Committed Schemes - In Progress					
Adults and Health	280	468	0	0	748
Children and Families	9,513	46,283	16,356	17,749	89,901
Highways & Transport	40,647	44,009	27,653	119,831	232,140
Economy & Growth	23,110	51,882	29,539	78,575	183,106
Environment & Communities	4,262	13,929	1,034	15,301	34,526
Corporate Policy	5,465	10,125	1,173	0	16,763
Total Committed Schemes - In Progress	83,277	166,696	75,755	231,456	557,184
CAPITAL PROGRAMME 2024/25 - 2027/28					
	Actuals 2024/25 £000	Forecast 2025/26 £000	Forecast 2026/27 £000	Forecast 2027/28 £000	Total Forecast 2024-28 £000
New Schemes in 2024-25					
Children and Families	209	9,848	5,248	3,000	18,305
Highways & Transport	570	22,617	15,051	15,051	53,289
Economy & Growth	2,613	4,652	3,366	3,187	13,818
Environment & Communities	1,653	4,677	1,150	0	7,480
Total New Schemes	5,045	41,794	24,815	21,238	92,892
Total	88,322	208,490	100,570	252,694	650,076
Funding Requirement					
Indicative Funding Analysis:					
Government Grants	49,791	129,470	75,248	119,235	373,745
External Contributions	4,002	19,742	13,121	68,619	105,483
Revenue Contributions	901	1,290	0	0	2,191
Capital Receipts	0	1,210	1,324	33,381	35,915
Prudential Borrowing (See note 1)	33,629	56,776	10,876	31,460	132,742
Total	88,322	208,490	100,570	252,694	650,076

Note 1:

Appropriate charges to the revenue budget will only commence in the year following the completion of the associated capital asset. This allows the Council to constantly review the most cost effective way of funding capital expenditure.

Table 3: Delegated Decisions – lists details of Delegated decisions up to £500,000 for noting

Committee / Capital Scheme	Amount Requested £	Reason and Funding Source
Supplementary Capital Estimates that have been made up to £500,000		
Children and Families		
Family Hubs Transformation	115,115	Transfer of Family Hubs Revenue grant to capital project.
Economy & Growth		
Housing Strategy		
Disabled Facilities Grant	342,795	To uplift to match the budget allocation to the grant received.
	231,842	To include income received from external parties
Home Repairs Vulnerable People	17,131	To include income received from external parties
Home Upgrade Grant Phase 2	6,361	To include income received from external parties
Culture & Tourism		
Cattle Handling Facility - Oakwood Farm	37,694	To increase the budget to cover additional expenditure, funded by Revenue Contribution
Wilmslow Dobbin Brook Informal Footpath s106	89,000	Supplementary Capital Estimates approved in quarter
Alsager Footpath No.10 s106	23,140	
Infrastructure		
Spath Lane, Handforth	14,364	To increase the budget to cover additional expenditure, funded by S106 Contribution
Marsh Lane, Holmes Chap Bus St	38	
Coppenhall East, Remer Street, Crewe (11/1643N).	102,351	Supplementary Capital Estimates approved in quarter
Linley Lane/B5077 Junction & Footway improvements	150,000	
Wheelock St, Middlewich S106 ref 686A	11,282	
Holmes Chapel Road, Middlewich S106 Ref 448	20,859	
London Road. Nantwich S106 457D	117,617	
Old Newcastle Rd, - s106 ref 369B	20,099	
Bank Corner Junction, Alsager	76,715	
Main Road, Weston	281,663	
Davenport Arms	21,551	
Highways & Transport		
Jack Mills Way Part 1 Claims	6,763	To align the budget with expected contributions from Network Rail
Active Travel Fund - Tranche 5	239,282	Additional Active Travel funding from Department for Transport
BSIP Phase 3 funding	250,000	Additional Bus Service Improvement Plan funding from Department for Transport
Total Supplementary Capital Estimates Requested	1,686,379	
£		
Capital Budget Virements that have been made up to £500,000		
Children & Families		
Early Years sufficiency capital fund	155	Virement to Family Hubs Transformation
Education and 14-19 Skills		
Macclesfield Planning Area secondary	5,560	Transfer of remaining budget to Tyherington High school project
Brine Leas High School	8,271	
Shavington Planning Area - Secondary	15,776	Virements from Basic need on project closure
Congleton Planning Area	1,993	
Holmes Chapel Secondary School	5,191	Virements to Basic Need on project closure
Sandbach Boys School	1,979	
School Condition Grant	107,350	Virements to School Condition Allocation from remaining budgets on various closed school managed schemes
SCG - Condition Assessments 2021-22	14,269	Virements to individual schemes from School Condition Allocation on closure
Edleston Primary School - Condition Project	390	
Styal Primary School - Condition Project	223	
High Needs	32,396	Virement to High Needs from budget remaining on various clsoed schemes
Leighton SEND Reception Adaptations	25,629	Virements to schemes from High Needs
Provision of SEN Unit - Wistaston Primary School	17,347	

Economy & Growth		
Future High Street Funding - CEC Innovation Centre	278,000	Future High Street grant funding realigned from Sustainable Energy Network to cover TADIC's energy improvement measures.
Macclesfield Indoor Market Refurbishment (MIMR)	98,285	Virement from Facilities Management Premises Capital Programme to contribute to the full cost of the project.
Macclesfield Indoor Market Toilet Refurbishment	5	
Strategic Housing		
Home Repairs Vulnerable People	458,000	At Economy & Growth Committee on 12/11/24 a virement for £458,000 was approved from the Green Homes Grant to Home Repairs for Vulnerable People in the capital programme.
Infrastructure		
Future High Street Funding - Southern Gateway	76,934	To vire Future High Street Fund from Flag Lane Link To utilise Future High Street Funding originally allocated to Delamere Street and Chester Street (Housing projects) which did not progress and were abandoned.
	8,331	
Crewe Green Link Road Ph2	6,097	Payment of residual invoices relating to Crewe Green Link Road funded by S106 which was originally earmarked for David Whitby Way.
Environment & Communities		
Environment Services		
Green Investment schemes (Solar Farm)	200,000	Transfer of funds from Carbon Nuetral 2030 Investments (Previous Solar Energy)
Highways & Transport		
A532 Safer Road Fund Scheme	243,000	Prudential Borrowing funding element vired from A537 to cover revised forecast expenditure.
Sustainable Travel (Active Travel) - Boulderstone Bridge	7,633	There has been a fine adjustment to the agreed contribution to Network Rail, which now stands at £379,190.35. Transfer from Client Contract and asset Management
Hollinswood Rd/Redhouse Ln	42,603	Department for Transport grant reallocated from the Client Contract and asset Management project to cover expenditure in 2024-25
Traffic Signs and Bollards - LED Replacement	8592.37	
Footpath Maintenance - Slurry Sealing & Reconstruction Works	3676.85	Reallocated funding within the STEPS Programme to cover 2024-25 expenditure
Hurdsfield Road/Black Lane junction, Macclesfield Cycleway (S Bollin Valley / Greater Bollin Trail	70,252	
	13,833	
Manchester Road, Wilmslow – Northern	100,000	£325,000 virement from STEPS - Active Travel to provide additional budget.
Southern Gateway	100,000	
Ayrshire Way/Park Lane, Congleton	125,000	
Facilities Management		
PSDS - 3C	223,000	Virement from Premises Capital, match funding for grant
Total Capital Budget Virements Approved	2,299,773	
Total Supplementary Capital Estimates and Virements	3,986,153	

Table 4: Requests for Supplementary Capital Estimates (SCEs)

Committee / Capital Scheme	Amount Requested £	Reason and Funding Source
Service Committee are asked to approve the Supplementary Capital Estimates above £500,000 up to and including £1,000,000		
Education and 14-19 Skills		
School Condition Allocation	552,916	A provisional amount of £2,000,000 was included within the MTFS for 2025-26. The allocation has now been confirmed as £2,552,916
Highways & Transport		
Mill Street Corridor - Station Link Project	(687,364)	Additional grant funding of £493,800 has been added to the Capital Programme alongside reallocations on various schemes to reflect in year spend. This grant was required to be spent by 31st March 2025.
Park Lane – Ayreshire Way, Congleton Walking and Cycling	107,410	
Growth and Enterprise		
Visitor Economy - Rural Shared Prosperity Fund	49,980	
UK Shared Prosperity Fund - Core	354,077	
Mill Street Corridor	450,000	
Macc on Foot (MOF)	65,975	
Macclesfield Indoor Market Refurbishment (MIMR)	85,500	
Royal Arcade Ph2 Meanwhile Uses	40,280	
Environment and Communities		
Crewe Towns Fund - Cumberland Arena	80,000	
Total Supplementary Capital Estimates Requested	1,098,773	
Total Capital Virements requested	-	
Total SCEs and Virements	1,098,773	

Table 5: Requests for Supplementary Capital Estimates (SCEs) For Finance Sub Committee Recommendation or Approval

Committee	Amount Requested £	Reason and Funding Source
Finance Sub Committee are asked to recommend to Council the approval of the Supplementary Capital SCEs over £1,000,000		
Education and 14-19 Skills		
High Needs Capital Grant	3,955,823	A provisional amount of £2,000,000 was included within the MTFS for High Needs Capital Grant. The 2025-26 allocation has now been
Highways & Transport		
Local Transport Grant	7,754,000	Additional Department for Transport Grant allocated for 2025-26
Housing Strategy		
Warm Homes Local Grant (DESNZ)	7,792,725	Department of Energy Security and Net Zero grant funding, supplementary estimates approved by urgent decision.
Total Supplementary Capital Estimates Requested	19,502,548	
Total Supplementary Capital Estimates and Virements	19,502,548	

Table 6: For information – Budget Reductions

Committee / Capital Scheme	Approved Budget £	Revised Approval £	Reduction £	Reason and Funding Source
Finance Sub Committee are asked to note the reductions in Approved Budgets				
Adults				
Community - Rural Shared Prosperity Fund	412,627	360,570	(52,057)	Reduction in budget at closing 2024-25.
Education and 14-19 Skills				
Devolved Formula Capital	330,000	317,884	(12,116)	Reduction in 2025-26 budget upon confirmation of allocation due to academy conversions
Environment & Communities				
Wilmslow Town Villas	80,964	47,452	(33,512)	Reduction in budget as external funding of £33,512 paid directly to ANSA for work done rather than via CEC
Economy & Growth				
Housing Strategy				
Local Authority Housing Fund	742,380	731,580	(10,800)	To mirror the amount of grant to be received.
Highways & Transport				
Alderley Edge Bypass Scheme Implementation	60,611,100	60,411,100	(200,000)	To align budget to revised forecasting.
Infrastructure				
Flowerpot Phs 1 & Pinchpoint	10,037,232	4,245,620	(5,791,612)	To align the available budget with external funding available, Grant and S106 Developer Contributions
A500 Corridor OBC Update	2,435,000	1,704,550	(730,450)	To reduce budget to match grant received from Department for Transport to fund the scheme.
	81,483,583	67,818,756	(13,664,827)	

Prudential Indicators revisions to: 2024/25 and 20245/26 – 2026/27 and future years

Background

- 4.6. There is a requirement under the Local Government Act 2003 for local authorities to have regard to CIPFA's Prudential Code for Capital Finance in Local Authorities (the "CIPFA Prudential Code") when setting and reviewing their Prudential Indicators.

Estimates of Capital Expenditure

- 4.7. In 2024/25, the Council spent £88.3m on capital expenditure as summarised below.

Capital Expenditure	2024/25 Actual £m	2025/26 Estimate £m	2026/27 Estimate £m	Future years £m
Total	88.3	208.5	100.6	252.7

Capital Financing

- 4.8. All capital expenditure must be financed either from external sources (government grants and other contributions), the Council's own resources (revenue reserves and capital receipts) or debt (borrowing, leasing and Private Finance Initiative). The planned financing of capital expenditure is as follows.

Capital Financing	2024/25 Actual £m	2025/26 Estimate £m	2026/27 Estimate £m	Future years £m
Capital receipts	0.0	1.2	1.3	33.4
Government Grants	49.8	129.5	75.2	119.3
External Contributions	4.0	19.7	13.1	68.6
Revenue Contributions	1.0	1.3	0.0	0.0
Total Financing	54.8	151.7	89.6	221.3
Prudential Borrowing	33.5	56.8	10.9	31.4
Total Funding	33.5	56.8	10.9	31.4
Total Financing and Funding	88.3	208.5	100.5	252.7

Source: Cheshire East Finance

Replacement of debt finance

- 4.9. Debt is only a temporary source of finance, since loans and leases must be repaid, and this is therefore replaced over time by other financing, usually from revenue which is known as minimum revenue provision (MRP). Alternatively, proceeds from selling capital assets may be used to replace debt finance. Planned MRP repayments are as follows:

Replacement of debt finance	2024/25 Actual £m	2025/26 Estimate £m	2026/27 Estimate £m	2027/28 Estimate £m
Total	15.3	18.5	22.7	24.8

Source: Cheshire East Finance

Estimates of Capital Financing Requirement

- 4.10. The Council's cumulative outstanding amount of debt finance is measured by the capital financing requirement (CFR). This increases with new debt-financed capital expenditure and reduces with MRP repayments and capital receipts used to replace debt. The CFR will decrease by £2m during 2024/25. This assumes that were there has been significant forward funding of certain schemes that grants and other contributions are received in year to repay that forward funding. Based on the above figures for expenditure and financing, the Council's estimated CFR is as follows.

Capital Financing Requirement	2024/25 Actual £m	2025/26 Estimate £m	2026/27 Estimate £m	2027/28 Estimate £m
Total	521	560	582	595

Source: Cheshire East Finance

Asset disposals

- 4.11. When a capital asset is no longer needed, it may be sold so that the proceeds, known as capital receipts, can be spent on new assets or to repay debt. Repayments of capital grants, loans and investments also generate capital receipts. The Council received £2.2m of capital receipts from asset sales in 2024/25 and has built into the MTFS planned receipts of £3.6m in future years.

Capital Receipts	2024/25 Actual £m	2025/26 Estimate £m	2026/27 Estimate £m	2027/28 Estimate £m
Asset Sales	2.1	1.0	1.0	1.0
Loans Repaid	0.1	0.2	0.2	0.2
Total	2.2	1.2	1.2	1.2

Source: Cheshire East Finance

Gross Debt and the Capital Financing Requirement

- 4.12. The Council's main objectives when borrowing are to achieve a low but certain cost of finance while retaining flexibility should plans change in the future. These objectives are often conflicting and the Council therefore seeks to strike a balance between cheap short term loans and long term fixed rate loans where the future cost is known but fixed over a period when rates are expected to fall.
- 4.13. Projected levels of the Council's total outstanding debt (which comprises borrowing, PFI liabilities, leases) are shown below, compared with the capital financing requirement.

Gross Debt and the Capital Financing Requirement	2024/25 Actual £m	2025/26 Estimate £m	2026/27 Estimate £m	2027/28 Estimate £m
Borrowing	396	423	476	512
PFI Liabilities	17	17	15	14
Total Debt	413	440	491	526
Capital Financing Req.	521	560	582	595

Source: Cheshire East Finance

- 4.14. Statutory guidance is that debt should remain below the capital financing requirement, except in the short term. As can be seen from the above table, the Council expects to comply with this in the medium term.

Liability Benchmark

- 4.15. To compare the Council's actual borrowing against an alternative strategy, a liability benchmark has been calculated showing the lowest risk level of borrowing (see para 6.18 of the Treasury Management Strategy update). This assumes that cash and investment balances are kept to a minimum level of £20m at each year end. This benchmark is currently £372m and is forecast to rise to £447m over the next four years.

Borrowing and the Liability Benchmark	2024/25 Actual £m	2025/26 Estimate £m	2026/27 Estimate £m	2027/28 Estimate £m
Outstanding Debt	396	423	476	512
Liability Benchmark	372	420	445	447

Source: Cheshire East Finance

- 4.16. The table shows that the Council expects to borrow above its liability benchmark.

Affordable borrowing limit

- 4.17. The Council is legally obliged to set an affordable borrowing limit (also termed the authorised limit for external debt) each year. In line with statutory guidance, a lower “operational boundary” is also set as a warning level should debt approach the limit.

	2024/25 limit £m	2025/26 limit £m	2026/27 Estimate £m	2027/28 Estimate £m
Authorised Limit for Borrowing	570	590	590	590
Authorised Limit for Other Long-Term Liabilities	17	17	15	14
Authorised Limit for External Debt	587	607	605	604
Operational Boundary for Borrowing	560	580	580	580
Operational Boundary for Other Long-Term Liabilities	17	17	15	14
Operational Boundary for External Debt	577	597	595	594

Source: Cheshire East Finance

Investment Strategy

- 4.18. Treasury investments arise from receiving cash before it is paid out again. Investments made for service reasons or for pure financial gain are not generally considered to be part of treasury management.
- 4.19. The Council’s policy on treasury investments is to prioritise security and liquidity over yield, that is to focus on minimising risk rather than maximising returns. Cash that is likely to be spent in the near term is invested securely, for example with money market funds, other local authorities or selected high quality banks, to minimise the risk of loss. Money that will be held for longer terms is invested more widely, including in shares and property, to balance the risk of loss against the risk of returns below inflation.

Treasury Management Investments	31/03/25 Actual £m	31/03/26 Estimate £m	31/03/27 Estimate £m	31/03/28 Estimate £m
Short term	20	20	20	20
Long term	20	20	20	20
Total Investments	40	40	40	40

Source: Cheshire East Finance

- 4.20. Although capital expenditure is not charged directly to the revenue budget, interest payable on loans and MRP are charged to revenue, offset by an investment income receivable. The net annual charge is known as financing costs; this is compared to the net revenue stream i.e., the amount funded from Council Tax, business rates and general government grants.

Ratio of Financing Costs to Net Revenue Stream	31/03/25 Actual	31/03/26 Estimate	31/03/27 Estimate	31/03/28 Estimate
Financing Costs (£m)	29.0	30.5	36.1	39.8
Proportion of net revenue stream %	7.33	7.58	8.75	9.37

Source: Cheshire East Finance

Section 5: Reserves

Management of Council Reserves

- 5.1. The Council's Reserves Strategy states that the Council will maintain reserves to protect against risk and support investment.
- 5.2. The opening balance at 1 April 2024 in the Council's General Fund Reserves was £5.6m, as published in the Council's Statement of Accounts for 2023/24. At FR3, the closing balance at 31 March 2025 was forecast to be £0.5m.
- 5.3. During 2024/25, transfers from Earmarked Reserves were made of £13.7m to support the revenue budget. A net total of £11.7m has been drawn down to support the in-year deficit position, whilst a further £3.8m has been used to fund the Council Transformation expenditure.
- 5.4. The current balance on reserves is insufficient in order to provide adequate protection against established and newly emerging risks, such as inflation and particularly the DSG deficit, which is £112.1m at year end and has been highlighted in the MTFS as having no alternative funding.
- 5.5. The Council also maintains Earmarked Revenue Reserves for specific purposes. The opening balance at 1 April 2024 was £32.3m, of which £6.5m has been used to fund expenditure specifically provided for by services. These balances fall within the forecasts approved during the MTFS budget setting process. The closing balance at 31 March 2025 for Earmarked Reserves is £23.3m, of which, £3.2m is ring-fenced for specific use.
- 5.6. The closing balance on General Fund Reserves at 31 March 2025, is £6.3m.
- 5.7. Total reserves available for Council use at 31 March 2025 are £29.6m.
- 5.8. Unspent schools' budgets that have been delegated, as laid down in the Schools Standards Framework Act 1998, remain at the disposal of the school and are not available for Council use. These balances are therefore excluded from all reserve forecasts.

Table 1 – Reserves Balances

Adults and Health Committee

Reserve Account	Opening Balance 01 April 2024 £000	Drawdowns / Transfers to General Fund £000	In-year Net Movement £000	New Reserve Requests* £000	Closing Balance 31 March 2025 £000	Notes
<u>Adults Social Care Commissioning</u>						
PFI Equalisation - Extra Care Housing	2,857	(2,857)	0	0	0	Asper the MTFS, this reserve will be replenished over the 4 year MTFS period 2024-2028.
<u>Public Health</u>						
Public Health Reserve	2,369	0	0	835	3,204	Ring-fenced underspend to be invested in areas to improve performance against key targets.
ADULTS AND HEALTH RESERVE TOTAL	5,226	(2,857)	0	835	3,204	

* All New Requests are subject to approval.

Children and Families Committee

Reserve Account	Opening Balance 01 April 2024 £000	Drawdowns / Transfers to General Fund £000	In-year Net Movement £000	New Reserve Requests* £000	Closing Balance 31 March 2025 £000	Notes
<u>Childrens Social Care</u>						
Domestic Abuse Partnership	131	0	(131)	0	0	To sustain preventative services to vulnerable people as a result of partnership funding in previous years.
<u>Strong Start, Family Help and Integration</u>						
Troubled Families Initiative	1,593	0	(1,593)	0	0	Crewe Youth Zone and ACT have been assigned funding from shared outcomes of the Supporting Families Programme.
ILAC Spending Plan	0	0	0	456	456	To carry forward funding identified to fund the ILAC improvement plan which spans across two financial years.

CHILDREN AND FAMILIES RESERVE TOTAL	1,724	0	(1,724)	456	456
--	--------------	----------	----------------	------------	------------

* All New Requests are subject to approval.

Corporate Policy Committee and Central Reserves

Reserve Account	Opening Balance 01 April 2024	Drawdowns / Transfers to General Fund	In-year Net Movement	New Reserve Requests*	Closing Balance 31 March 2025	Notes
	£000	£000	£000	£000	£000	
<u>Corporate Directorate</u>						
Corporate Directorate Reserve	1,164	(1,164)	0	0	0	To support a number of widespread projects within the Corporate Directorate.
<u>Finance and Customer Service</u>						
Collection Fund Management	8,154	(1,235)	(1,799)	0	5,120	To manage cash flow implications as part of the Business Rates Retention Scheme.
Capital Financing Reserve	4,531	0	(2,289)	0	2,242	To provide for financing of capital schemes, other projects and initiatives
MTFS Reserve	2,914	(3,169)	255	0	0	Reserve balance has been released to the general fund to support the in-year deficit pressure
Brighter Futures Transformation Programme	490	(470)	(20)	0	0	To fund the Council's four-year transformation programme and its five outcomes of Culture; Estates and ICT systems; Customer Experience, Commercial Approach and Governance.
2025/26 Transformation 1	0	0	0	3,500	3,500	Additional reserve to support the 2025/26 Transformation Programme.
2025/26 Transformation 2	0	0	0	@Bal5,300	5,300	To cover the costs of the Transformation Programme to help mitigate anticipated one off cost impacts of change.
Section 31 Revenue Grants	14	(14)	0	0	0	Residual unspent revenue grants have been released to the general fund to support the in-year deficit.

Corporate Policy Committee and Central Reserves Continued

Reserve Account	Opening Balance 01 April 2024	Drawdowns / Transfers to General Fund	In-year Net Movement	New Reserve Requests*	Closing Balance 31 March 2025	Notes
	£000	£000	£000	£000	£000	
<u>Governance and Compliance</u>						
Insurance Reserve	3,098	(3,098)	0	314	314	To settle insurance claims and manage excess costs.
Elections General	132	0	0	300	432	To provide funds for Election costs every 4 years.
Brexit Funding	13	(13)	0	0	0	Residual reserve balance has been released to the general fund to support the in-year deficit pressure.
<u>Human Resources</u>						
HR (CARE4CE Review, Culture Change, Pay realignment, Learning Mgt System)	59	(59)	0	0	0	Residual reserve balance has been released to the general fund to support the in-year deficit pressure.
Pay Structure (M Grade Review)	54	(54)	0	0	0	Residual reserve balance has been released to the general fund to support the in-year deficit pressure
<u>ICT</u>						
Digital Solutions Architect	150	0	(76)	0	74	To fund a role for the Digital Customer Enablement programme and will be key to realising the cost savings and efficiencies across the Council from the deployment of a number of digital initiatives.
ICT	0	0	0	300	300	To fund costs associated with Gemini / TOM
CORPORATE POLICY AND CENTRAL RESERVE TOTAL	20,773	(9,276)	(3,929)	9,714	17,282	

* All New Requests are subject to approval.

Economy and Growth Committee

Reserve Account	Opening Balance 01 April 2024	Drawdowns / Transfers to General Fund	In-year Net Movement	New Reserve Requests*	Closing Balance 31 March 2025	Notes
	£000	£000	£000	£000	£000	
<u>Directorate</u>						
Place Directorate Reserve	1,164	(306)	(510)	70	418	To support a number of widespread projects within the Place Directorate.
Investment (Sustainability)	610	(40)	(21)	0	549	To support investment that can increase longer term financial independence and stability of the Council.
<u>Growth and Enterprise</u>						
Legal Proceedings	212	0	(33)	0	179	To enable legal proceedings on land and property matters.
Investment Portfolio	534	(534)	0	0	0	The full reserve has been released to the general fund to support the in-year deficit pressure.
Homelessness & Housing Options - Revenue Grants	129	0	(129)	0	0	Grant committed for the purchase and refurbishment of properties to be used as temporary accommodation to house vulnerable families.
Tatton Park Trading Reserve	128	(128)	0	250	250	To fund Tatton Park playground through the Transformation Programme, and cover costs for vehicle replacement, maintenance and repair.
ECONOMY AND GROWTH RESERVE TOTAL	2,777	(1,008)	(693)	320	1,396	

* All New requests are subject to approval.

Environment and Communities Committee

Reserve Account	Opening Balance 01 April 2024	Drawdowns / Transfers to General Fund	In-year Net Movement	New Reserve Requests*	Closing Balance 31 March 2025	Notes
	£000	£000	£000	£000	£000	
<u>Environment and Neighbourhood Services</u>						
Strategic Planning	568	(281)	0	0	287	To meet costs associated with the Local Plan - site allocations, minerals and waste DPD.
Trees / Structures Risk Management	139	(55)	0	0	84	To help respond to increases in risks relating to the environment, in particular the management of trees, structures and dealing with adverse weather events.
Air Quality	36	0	0	0	36	Air Quality Management - DEFRA Action Plan. Relocating electric vehicle charge point in Congleton.
Licensing Enforcement	8	0	2	0	10	Three year reserve to fund a third party review and update of the Cheshire East Council Taxi Licensing Enforcement Policies.
Flood Water Management (Emergency Planning)	2	0	0	0	2	Relating to Public Information Works.
Neighbourhood Planning	82	(41)	0	0	41	To match income and expenditure.
Spatial Planning - revenue grant	13	(13)	0	0	0	Residual reserve balance has been released to the general fund to support the in-year deficit pressure.
Street Cleansing	22	0	0	0	22	Committed expenditure on voluntary litter picking equipment and electric blowers.
ENVIRONMENT AND NEIGHBOURHOOD RESERVE TOTAL	870	(390)	2	0	482	

* All New Requests are subject to approval.

Highways and Transport Committee

Reserve Account	Opening Balance 01 April 2024 £000	Drawdowns / Transfers to General Fund £000	In-year Net Movement £000	New Reserve Requests* £000	Closing Balance 31 March 2025 £000	Notes
<u>Highways and Infrastructure</u>						
Rail and Transport Integration	385	(185)	(200)	0	0	To support the Council's committed costs to the rail and transport networks across the borough.
Flood Risk Adverse Weather Events	400	0	0	0	400	To help the service manage risks such as the impact of adverse weather, specifically flooding or extensive periods where winter maintenance is required.
Highways Procurement Project	104	(20)	(1)	0	83	To finance the development of the next Highway Service Contract. Depot mobilisation costs, split over 7 years from start of contract in 2018.
LEP-Local Transport Body	19	0	0	0	19	Contribution to LEP transport studies/consultancy. Ongoing working around Transport Legacy issues.
ECONOMY AND GROWTH RESERVE TOTAL	908	(205)	(201)	0	502	

* All New Requests are subject to approval.

Total Reserves

Reserve Account	Opening Balance 01 April 2024 £000	Drawdowns / Transfers to General Fund £000	In-year Net Movement £000	New Reserve Requests* £000	Closing Balance 31 March 2025 £000	Notes
Total Earmarked Reserves	32,278	(13,736)	(6,545)	11,325	23,322	
General Fund Reserve	5,580	13,736	(15,481)	2,473	6,308	
RESERVE TOTAL	37,858	0	(22,026)	13,798	29,630	

* All New Requests are subject to approval.

Section 6: Treasury Management

Management of Council Reserves

- 6.1 Treasury management is the management of the Authority's cash flows, borrowing and investments, and the associated risks. The Authority has borrowed and invested substantial sums of money and is therefore exposed to financial risks including the loss of invested funds and the revenue effect of changing interest rates. The successful identification, monitoring and control of financial risk are therefore central to the Authority's prudent financial management.
- 6.2. Treasury risk management at the Authority is conducted within the framework of the Chartered Institute of Public Finance and Accountancy's *Treasury Management in the Public Services: Code of Practice* (the CIPFA Code) which requires the Authority to approve a treasury management strategy before the start of each financial year. This report fulfils the Authority's legal obligation under the *Local Government Act 2003* to have regard to the CIPFA Code.
- 6.3. Investments held for service purposes or for commercial profit are considered in the Investment Report (see **Section 9**).

1. External Context

- 6.4. **Economic background:** Both the UK and US elected new governments during the period, whose policy decisions impacted the economic outlook. The Chancellor of the Exchequer delivered her Spring Statement in March 2025, following her Budget in October 2024. Based on the plans announced, the Office for Budget Responsibility downgraded its predictions for UK growth in 2025 to 1% from 2%. However, it upgraded its predictions for the four subsequent years. Inflation predictions for 2025 were pushed up, to 3.2% from 2.6%, before seen as falling back to target in 2027. The market reaction to the Spring Statement was more muted compared to the Budget, with very recent market turbulence being driven more by US trade policy decisions and President Trump.
- 6.5. UK annual Consumer Price Index (CPI) Inflation continued to stay above the 2% Bank of England (BoE) target in the later part of the period. The Office for National Statistics (ONS) reported headline consumer prices at 2.8% in February 2025, down from 3% in the previous month and below expectations. Core CPI also remained elevated falling slightly in February to 3.5%, just below expected 3.6% but higher than the last 3 months of 2024.
- 6.6. The UK economy Gross Domestic Product (GDP) grew by 0.1% between October and December 2024, unrevised from the initial estimate. This was an

improvement on the zero growth in the previous quarter, but down from the 0.4% growth between April and June 2024. The economy was estimated to have contracted by 0.1% in January 2025, worse than the expectations for a 1% gain.

- 6.7. The labour market continued to cool, but the ONS data still requires treating with caution. Recent data showed the unemployment rate rose to 4.4% (3mth/year) in the three months to January 2025 while the economic inactivity rate fell again to 21.5%. The ONS reported pay growth over the same three-month period at 5.9% for regular earnings (excluding bonuses) and 5.8% for total earnings.
- 6.8. The BoE's Monetary Policy Committee (MPC) held Bank Rate at 4.5% at its March 2025 meeting, having reduced it in February. This follows earlier 0.25% cuts in November and August 2024 from the 5.25% peak. At the March MPC meeting, members voted 8-1 to maintain Bank Rate at 4.5%, with the one dissenter preferring another 25 basis points cut. The meeting minutes implied a slightly more hawkish tilt compared to February when two MPC members wanted a 50bps cut. In the minutes, the Bank also upgraded its Q1 2025 GDP forecast to around 0.25% from the previous estimate of 0.1%
- 6.9. The February Monetary Policy Report (MPR) showed the BoE expected GDP growth in 2025 to be significantly weaker compared to the November MPR. GDP is forecast to rise by 0.1% in Q1 2025, less than the previous estimate of 0.4%. Four-quarter GDP growth is expected to pick up from the middle of 2025, to over 1.5% by the end of the forecast period. The outlook for CPI inflation showed it remaining above the MPC's 2% target throughout 2025. It is expected to hit around 3.5% by June before peaking at 3.7% in Q3 and then easing towards the end of the year, but staying above the 2% target.
- 6.10. Arlingclose, the authority's treasury adviser, maintained its central view that Bank Rate would continue to fall throughout 2025. Further to the cut in May to 4.25%, it is anticipated that other cuts will follow in line with MPR months to take Bank rate down to 3.75% by the end of 2025.
- 6.11. **Financial Markets:** Financial market sentiment was reasonably positive over most of the period but economic, financial and geopolitical issues meant the trend of market volatility remained. In the latter part of the period, volatility increased and bond yields started to fall following a January peak, as the economic uncertainty around likely US trade policy impacted financial markets. Yields in the UK and US started to diverge in the last month of the period, with the former rising around concerns over the fiscal implications on the UK government from weaker growth, business sentiment and higher rates, while the latter started falling on potential recession fears due to the unpredictable nature of policy announcements by the US President and their potential impact. Since then, the US announced 'reciprocal tariffs', the immediate aftermath of which saw stock prices and government bond yields falling and introduced further uncertainty over the economic outlook.

- 6.12. **Credit Review:** Due to improving credit conditions our treasury advisors, increased their recommended maximum unsecured duration limit on most banks on its counterparty list to 6 months from the previous limit of 100 days.
- 6.13. Credit default swap prices were generally lower over the period but did start to rise modestly in March but not to any level causing concern. Price volatility over the period was also generally more muted compared to previous periods.
- 6.14. Financial market volatility is expected to remain a feature, at least in the near term and credit default swap levels will be monitored for signs of ongoing credit stress. As ever, the institutions and durations on the Authority's counterparty list recommended by Arlingclose remain under constant review

2. Local Context

- 6.15. As at 31 March 2025 the Authority has borrowings of £414m and investments of £39m. Forecast changes in these sums are shown in the balance sheet analysis in **Table 1** below.

Table 1: Balance Sheet Summary and Forecast

	31/03/25 Actual £m	31/03/26 Estimate £m	31/03/27 Estimate £m	31/03/28 Estimate £m	*
General Fund CFR	538	578	597	609	
Less: Other long term liabilities *	(17)	(17)	(15)	(14)	
Loans CFR	521	561	582	595	
Less: External borrowing **	(396)	(163)	(133)	(119)	
Internal (over) borrowing	126	398	448	477	
Less: Usable reserves	(122)	(113)	(108)	(119)	
Less: Working capital	(47)	(50)	(50)	(51)	
(Treasury Investments) or New borrowing	(44)	235	290	307	

*finance leases and PFI liabilities that form part of the Authority's debt

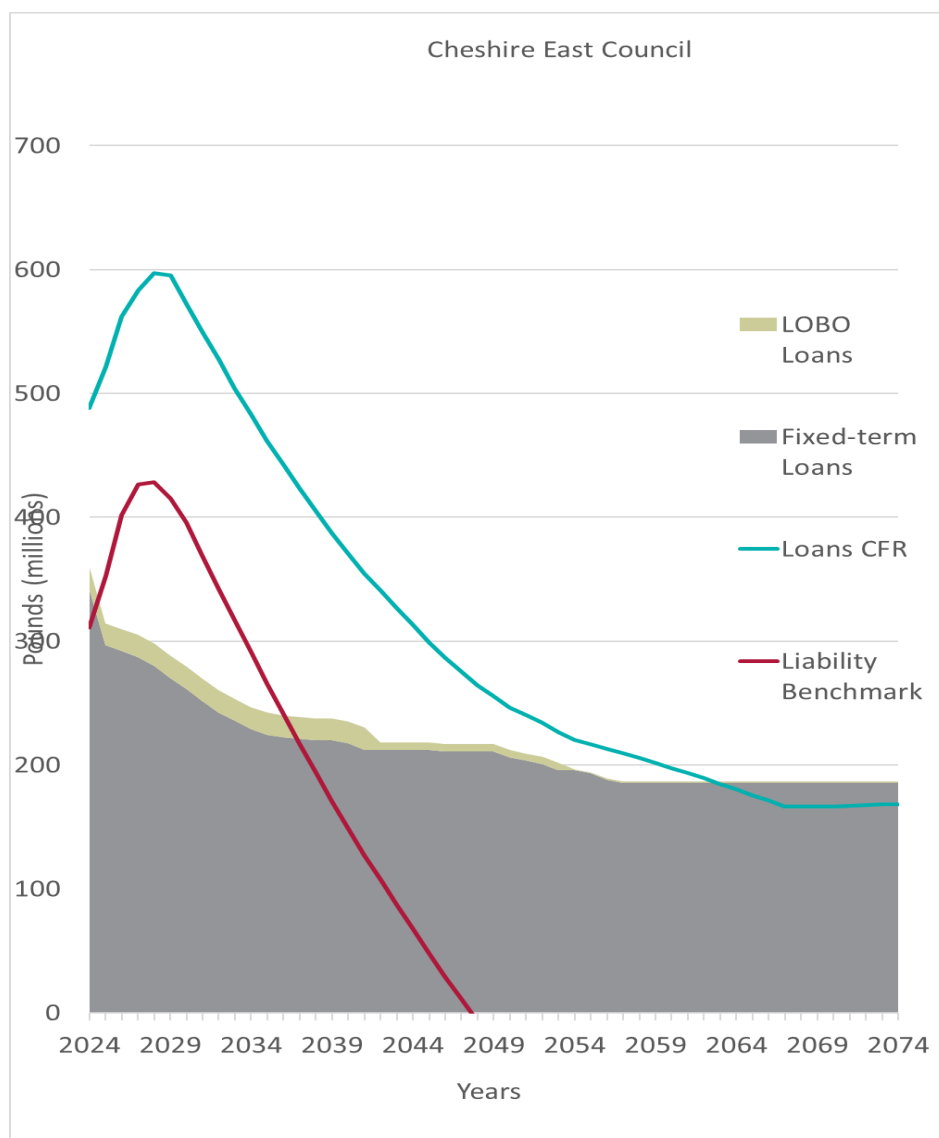
** shows only loans to which the Authority is committed and excludes optional refinancing

- 6.16. The underlying need to borrow for capital purposes is measured by the Capital Financing Requirement (CFR), while usable reserves and working capital are the underlying resources available for investment. The Authority's current strategy is to maintain borrowing and investments below their underlying levels, sometimes known as internal borrowing.
- 6.17. CIPFA's Prudential Code for Capital Finance recommends that the Authority's total debt should be lower than its highest forecast CFR over the next three years. **Table 1** shows that the Authority expects to comply with this recommendation.
- 6.18. **Liability Benchmark:** To compare the Councils actual borrowing against an alternative strategy, a liability benchmark has been calculated showing the lowest risk level of borrowing. This assumes the same forecasts as table 1 above, but that cash and investment balances are kept to a minimum level of £20m at each year-end to maintain a core strategic investment.

Table 2: Liability Benchmark

	31/03/25 Actual £m	31/03/26 Estimate £m	31/03/27 Estimate £m	31/03/28 Estimate £m
Loans CFR	521	561	582	595
Less: Usable reserves	(122)	(113)	(103)	(103)
Less: Working capital	(47)	(50)	(50)	(51)
Plus: Minimum investments	20	20	20	20
Liability Benchmark	372	418	444	446

Chart 1: Liability benchmark



3. Borrowing Strategy

- 6.19. CIPFA's 2021 Prudential Code is clear that local authorities must not borrow to invest primarily for financial return and that it is not prudent for local authorities to make any investment or spending decision that will increase the capital financing requirement, and so may lead to new borrowing, unless directly and primarily related to the functions of the Authority. PWLB loans are no longer available to local authorities planning to buy investment assets primarily for yield unless these loans are for refinancing purposes.
- 6.20. The Authority has not, and is not planning to borrow to invest primarily for commercial return and so is unaffected by the changes to the Prudential Code
- 6.21. The Authority currently holds loans of £397m, an increase of £60m since 31 March 2024. This increase is primarily due to continued capital expenditure including use of grants received in advance and increasing Dedicated Schools Grant deficit.

- 6.22. The Authority's chief objective when borrowing has been to strike an appropriately low risk balance between securing low interest costs and achieving cost certainty over the period for which funds are required, with flexibility to renegotiate loans should the Authority's long term plans change being a secondary objective. The Authority's borrowing strategy continues to address the key issue of affordability without compromising the longer-term stability of the debt.
- 6.23. Interest rates have seen substantial rises over the last 3 years which has significantly increased the cost of borrowing. Borrowing costs have begun to fall and the expectation is that they will continue to fall although market uncertainty may impact on the timing of any reductions.
- 6.24. The cost of short-term borrowing from other local authorities has generally followed Base Rate over the year. However, liquidity in the market from October onwards caused rates to increase disproportionately compared to underlying Base Rates. The Council's application for Exceptional Financial Support also reduced the credit quality of the Council to some lenders which exacerbated the shortage of liquidity available. As a result some PWLB borrowing was undertaken with a mix of 1-2 year maturity loans and 2-3 year Equal Instalments of Principal (EIP) repayment loans. The average rate payable on these loans is 4.84%. This provides some surety of cost at lower rates than we could otherwise have achieved at the time and reduces over-reliance on short term borrowing. The relatively short period of these PWLB loans should provide opportunities to refinance at lower cost if rates fall in line with expectations.
- 6.25. The cost of short term borrowing in 2024/25 is 5.29% which is an increase from 4.82% in 2023/24. The average rate paid on all borrowing was 5.03%.
- 6.26. **LOBO's:** The Authority holds £17m of LOBO (Lender's Option Borrower's Option) loans where the lender has the option to propose an increase in the interest rate at set dates, following which the Authority has the option to either accept the new rate or to repay the loan at no additional cost. All of these LOBOS had options during 2024/25. Some LOBO providers have exercised their options but this has not been the case with our loans. Discussions with the provider indicates that they are unlikely to change their position.

4. Investment Strategy

- 6.27. The Authority holds invested funds, representing income received in advance of expenditure plus balances and reserves held. Due to the overriding need for short term borrowing, other than £20m invested strategically in managed funds, the investments are generally short term for liquidity purposes.
- 6.28. The CIPFA Code requires the Authority to invest its funds prudently, and to have regard to the security and liquidity of its investments before seeking the highest rate of return, or yield. The Authority's objective when investing money is to strike an appropriate balance between risk and return, minimising the risk of incurring losses from defaults and the risk of receiving unsuitably low investment income.
- 6.29. The maximum amount that can be invested with any one organisation is set in the Treasury Management Strategy Report. The maximum amount and duration of investments with any institution depends on the organisations credit rating, the type of investment and for banks and building societies, the security of the investment.

Generally credit rated banks and building societies have been set at a maximum value of £6m for unsecured investments and £12m for secured investments. Any limits also apply to the banking group that each bank belongs to. Limits for each Money Market fund have been set at a maximum value of £12m per fund. All potential counterparties are kept under continual review by our treasury advisors and advisory lower limits than those contained in the strategy are applied.

- 6.30. Treasury Management income for 2024/25 is £3,290,000 which is higher than the budgeted £1,870,000. However, borrowing costs are also higher than budgeted at £18.9m compared to budget of £16.1m.
- The average daily investment balance including managed funds during 2024/25 is £65.0m
 - The average annualized interest rate received on in-house investments during 2024/25 is 4.96%
 - The average annualized interest rate received on the externally managed funds during 2024/25 is 5.43%
- 6.31. The Authority's total average interest rate on all investments in 2024/25 is 5.10%. The return is below our own performance target of 5.45% (average Base Rate + 0.50%) due to the short term nature of most of our investments. However, we do compare favourably to the Sterling Over Night Interest Average (SONIA) rate.

Table 3 – Interest Rate Comparison

Comparator	Average Rate 2024/25
Cheshire East	5.10%
SONIA	4.90%
Base Rate	4.95%
Target Rate	5.45%

- 6.32. As the Authority holds reserves and working capital, £20m of this has been placed in strategic investments in order to benefit from higher income returns whilst spreading risk across different asset classes.
- 6.33. The investments are in five different funds which are all designed to give an annual income return higher than cash investments but which have different underlying levels of volatility. By spreading investments across different types of fund, the intention is to dampen any large fluctuations in the underlying value of the investments.

Table 4 –Strategic Investments

Fund Manager	Asset Class	Invested £m	31/03/25 Value £m
CCLA	Property	7.5	7.4
Aegon	Multi Asset	5.0	4.6

Fund Manager	Asset Class	Invested £m	31/03/25 Value £m
Fidelity	Equity - Global	4.0	4.5
Schroders	Equity - UK	2.5	2.4
M & G	Bonds	1.0	0.8
TOTAL		20.0	19.7

- 6.34. The value of these investments does vary. Fund values had been affected by high inflation, low levels of GDP and market uncertainty following US announcements on global tariffs. However, the past year has shown a gradual improvement. All funds continue to deliver good levels of income return which, although were not significantly higher than cash investments in 2024/25, are expected to remain at this level as interest rates on cash deposits fall in 2025/26 and beyond.

Chart 2 – Current Investments by Counterparty Type

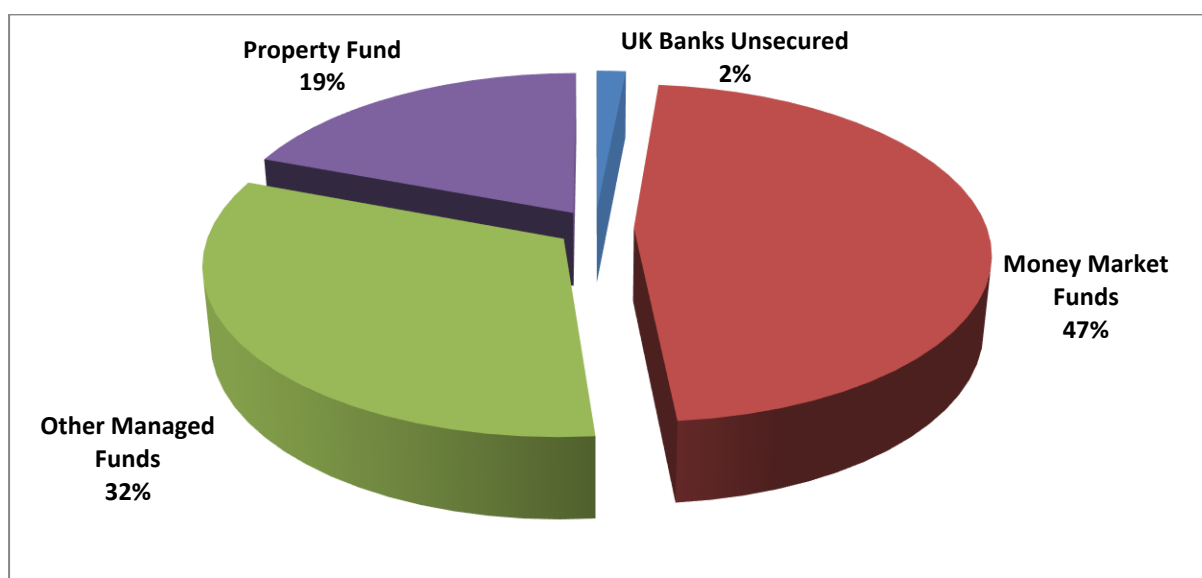
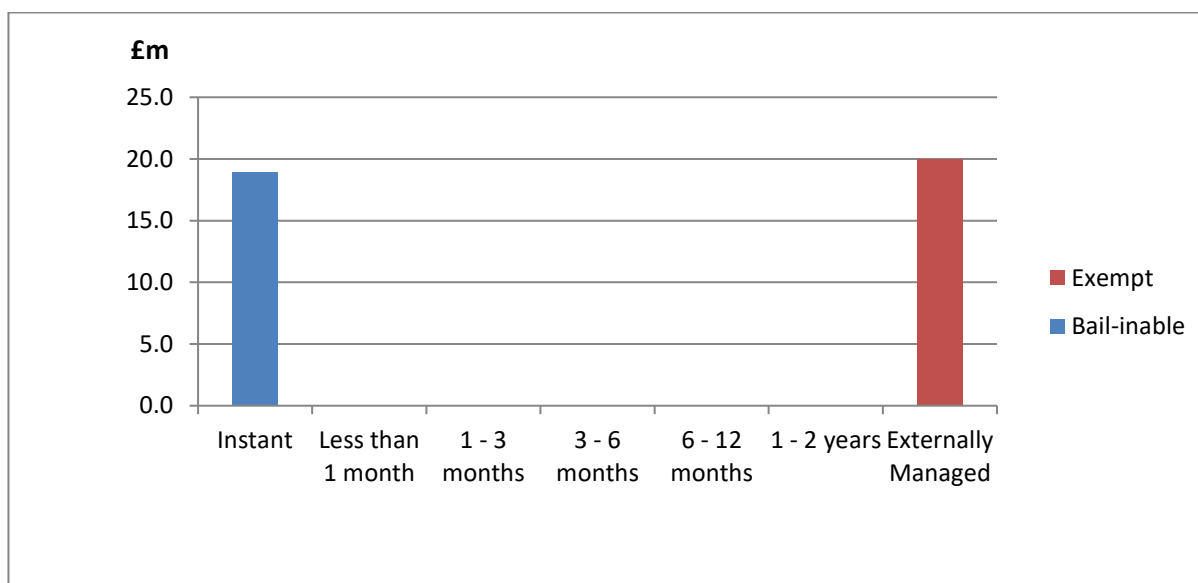


Table 5 – Types of Investments and Current Interest Rates

Instant Access Accounts	Average Rate	£m
Money Market Funds	4.54%	18.3
Banks	4.34%	0.6
Externally Managed Funds		£m
Total – see table 4	5.43%	20.0
Summary of Current Investments		£m
TOTAL	4.93%	38.9

Chart 3 – Maturity Profile of Investments



- 6.35. Note: Bail-inable means that in the event of default the counterparty may be required to use part of the investments as their own capital in which case the Council would not get back as much as they invested. This would apply with most bank and Building Society investments.

Treasury Management Indicators

- 6.36. The Authority measures and manages its exposures to treasury management risks using the following indicators.
- 6.37. **Interest Rate Exposures:** This indicator is set to control the Authority's exposure to interest rate risk. The upper limit on the one-year revenue impact of a 1% rise in interest rates is:

Interest Rate Risk Indicator	Limit
Upper limit on one-year revenue impact of a 1% <u>rise</u> in interest rates	£2,270,000
Actual impact in 2024/25 of changes in interest rates compared to budget	£250,000

- 6.38. The impact of a change in interest rates is calculated on the assumption that maturing loans and investments will be replaced at current rates. Borrowing and

investment rates during 2024/25 were broadly in line with the budgeted expectations.

- 6.39. **Maturity Structure of Borrowing:** This indicator is set to control the Authority's exposure to refinancing risk. Lower limits have been set at 0%. The upper limits on the maturity structure of borrowing and the actual maturity profiles as at 31 March 2025 are:

Refinancing rate risk indicator	Upper Limit	Actual
Under 12 months	75%	59%
12 months and within 24 months	75%	8%
24 months and within 5 years	75%	9%
5 years and within 10 years	75%	12%
10 years and within 20 years	100%	5%
20 years and above	100%	7%

- 6.40. Time periods start on the first day of each financial year. The maturity date of borrowing is the earliest date on which the lender can demand repayment.

- 6.41. **Principal Sums Invested for Periods Longer than 364 days:** The purpose of this indicator is to control the Authority's exposure to the risk of incurring losses by seeking early repayment of its investments. The limits on the total principal sum invested to final maturities beyond the period are:

Price Risk Indicator	2024/25	2025/26	2026/27
Limit on principal invested beyond year end	£25m	£15m	£10m
Actual amounts committed beyond year end	£0m	£0m	£0m

Annex A: Existing Investment & Debt Portfolio Position

	31/03/25 Actual Portfolio £m	31/03/25 Average Rate for the year %
External Borrowing:		
PWLB – Fixed Rate	201	4.79%
Local Authorities	170	5.30%
LOBO Loans	17	4.63%
Other	9	4.91%
Total External Borrowing	397	5.03%
Other Long Term Liabilities:		
PFI	17	-
Total Gross External Debt	414	-
Investments:		
<i>Managed in-house</i>		
Short-term investments:		
Instant Access	19	4.96%
<i>Managed externally</i>		
Property Fund	7.5	4.91%
Multi Asset Fund	5	5.53%
Equity - Global	4	5.95%
Equity - UK	2.5	6.47%
Bonds	1	4.13%

Total Investments	39	5.10%
Net Debt	375	-

Section 7: Investment Strategy

Purpose

- 7.1 The Authority is required to present an Investment Strategy to Council on an annual basis. It does this via the MTFS approval process. This short summary updates the tables included in the main Investment Strategy. For a more detailed commentary please see the main Strategy within the published MTFS document.
- The purpose of the Investment Strategy is to:
 - set out the Council's approach to managing investments,
 - establish financial limits for various classifications of investment,
 - recognise the role and responsibilities of the Finance Sub-Committee and its position as the main conduit through which investment opportunities should be considered.
- 7.2 The definition of an investment covers all the financial assets of a local authority as well as other non-financial assets that the organisation holds primarily or partially to generate a profit; for example, investment property portfolios. This may therefore include investments that are not managed as part of normal treasury management processes or under treasury management delegations.
- 7.3 The Council has a Capital Strategy (prepared in line with the requirements of the Prudential Code); and a Treasury Management Strategy (prepared in line with the requirements of the Treasury Management Code) – relevant disclosures are made within each document.
- 7.4 Consequently, this Investment Strategy is part of a suite of related documents and focuses predominantly on matters not covered by the Capital Strategy and Treasury Management Strategy.

Investment Indicators

- 7.5 The Authority has set the following quantitative indicators to allow elected Members and the public to assess the Authority's total risk exposure arising from its investment decisions.
- 7.6 **Total risk exposure:** The first indicator shows the Authority's total exposure to potential investment losses. This includes amounts the Authority is contractually committed to lend but have yet to be drawn down and guarantees the Authority has issued over third-party loans.

Table 1 Total investment exposure	31/03/24 Actual	31/03/25 Actual	31/03/26 Forecast
Treasury management investments	41,940	38,900	40,000
Service investments: Loans	26,722	26,637	26,567
Service investments: Shares	3,270	1,960	1,960
Commercial investments: Property	22,295	21,815	21,815
Commercial Investments: Loans	3,491	3,147	2,792
TOTAL INVESTMENTS	97,718	92,459	93,134
Commitments to lend	6,013	6,013	6,013
TOTAL EXPOSURE	103,731	98,472	99,147

- 7.7 The Council has total investments exposure estimated at £98m by March 2025 (£59m excluding treasury management), of which £22m relates to property investment backed by physical assets with an income stream and alternative use. Other investments are loans for economic development purposes; and due to their nature, they are not a material element of our budgeting for interest income within the MTFS.
- 7.8 **How investments are funded:** Currently the Authority's investments are largely funded by usable reserves and income received in advance of expenditure. Prudential borrowing is being used in limited circumstances and performance is closely monitored.

Table 2 Investments funded by borrowing	31/03/24 Actual	31/03/25 Actual	31/03/26 Forecast
Treasury management investments	0	0	0
Service investments: Loans	0	0	0
Service investments: Shares	0	0	0
Commercial investments: Property	20,089	19,330	18,820
Commercial Investments: Loans	3,491	3,147	2,792
TOTAL FUNDED BY BORROWING	23,580	22,477	21,612

- 7.9 **Rate of return received:** In part this indicator shows, for Treasury Management and Commercial Property investments, the investment income received less the associated costs, including the cost of borrowing where appropriate, as a proportion of the sum initially invested. Note that due to the nature of the local government accounting framework, not all recorded gains and losses affect the revenue account in the year they are incurred.

Table 3 Investments net rate of return	2023/24 Actual	2024/25 Actual	2025/26 Forecast
Treasury management investments	5.21%	5.10%	4.30%
Service investments: Loans	-2.44%	0.23%	0.00%
Service investments: Shares	NIL	NIL	NIL
Commercial investments: Property	3.20%	3.30%	3.50%
Commercial Investments: Loans	3.13%	3.13%	3.13%

7.10 The return for Service Investments: Loans is not a true return but is instead based largely on the % fluctuation in the underlying value of the new assets within the Life Science Fund. As such they do not reflect actual cashflows. In addition there are a number of non-interest bearing loans.

7.11 Typically, a return on a share would be based upon the dividend yield and there have been no dividends paid. Therefore, this has been shown as Nil. There has been a downward revaluation of property assets at Alderley Park which has impacted the underlying asset value that we show in Table 5 below. We will continue to monitor for signs of recovery, but the underlying asset value remains more than the Authority paid for the shares.

7.12 The major assets included within Commercial Investments: Properties, representing over 90% of the value in that classification, are two commercial retail properties. Whilst we will see fluctuations year-on-year given the pressures on 'bricks and mortar retail', the Council will only experience an impact on its Revenue Account if a site becomes vacant for a prolonged period or is subject to a (lower) rent review.

7.13 From the perspective of the Council one of the tenants affected is a home improvements retailer and the second is a national supermarket retailer. Both tenants have thus far weathered the local economic effects of recent years though we have experienced further reductions in asset value in the last financial year. As the lease term reduces this may continue until the leases are renewed.

7.14 Much of the investment returns for Commercial Investments relates to rent on these two assets. Rental income on both has held up during the year. Overall returns are affected by the need to offset prudential borrowing costs against the income. However, as this is the major income bearing category of investment more attention needs to be diverted to ensure that occupancy and income are maximised and secured for the long term.

7.15 The Commercial investments: Loans are at the expected level of return given the rates in place when they were established.

Treasury Management Investments

7.16 Full details of the Authority's policies and plans for 2025/26 for treasury management investments are covered in the separate Treasury Management Strategy.

Service Investments: Loans

- 7.17 **Contribution:** The Council lends money to other organisations to support local public services and stimulate economic growth. These are shown below in Table 4. No new loans were issued in the year though there were movements on existing loans and write offs of historic balances.

Table 4 Loans for service purposes Category of borrower	31/03/24 Actual £000	31/03/25 Actual £000	31/03/25 Actual £000	31/03/25 Forecast £000	2025/26 £000
		Balance owing	Loss allowance	Net figure in accounts	Approved Limit
Subsidiaries	0	0	0	0	2,000
Suppliers	23	0	0	0	500
Local businesses	26,470	26,531	61	26,470	30,000
Local charities	158	106	11	95	2,500
TOTAL	26,651	26,637	72	26,565	35,000

Service Investments: Shares

- 7.18 **Contribution:** The Council invests in the shares of its subsidiaries and local businesses to support local public services and stimulate local economic growth.
- 7.19 The Authority invested in Alderley Park Holdings Limited to maintain and stimulate this key strategic site within the borough. Cheshire East is a minority 10% shareholder. This should be seen as a long-term strategic investment with no dividend returns. Valuations are based upon the change in value of our share of the underlying assets. There is a lag between the forecasts used for the Investment Strategy and finalisation of the Council's accounts. Consequently, the value fell from a forecast of £3,270K to an actual of £1,960K, a fall in value of £1,310K, or 40%. This fall is continuing and accelerating a downward trend, and steps will be taken to ascertain the strategy for reversing this trend.
- 7.20 Currently, the valuation (see Table 5) remains greater than the purchase price and the underlying assets at Alderley Park remain strong, with a pipeline of future investments in place. A gain or loss to the Council's Revenue and Capital Receipts accounts would only crystallise in the event of divesting our equity stake.

Table 5 Shares held for service purposes Category of company	31/03/24 actual £000	31/03/25 actual £000	31/03/25 Actual £000	31/03/25 Actual £000	2025/26 £000

	Value in accounts	Amounts invested	Total Gains/ (Losses)	Value in accounts	Approved Limit (at cost)
Local businesses	3,270	1,070	890	1,960	10,000
TOTAL	3,270	1,070	890	1,960	10,000

Commercial Investments: Property

7.21 For the purpose of this Strategy, it should be noted that property is defined as an investment if it is held primarily or partially to generate a profit. To comply with accounting classifications, the Authority includes several assets in Table 6 that might otherwise be excluded as they are not being held to primarily generate a yield or return.

7.22 **Contribution:** The Council invests in local commercial property and land, for a number of reasons. The intention of making a profit that will be spent on local public services is largely a by-product and is not the primary reason.

7.23 We have revisited the historic purchase costs of the assets included in the categories below. For those that were inherited by Cheshire East Council we have used the valuation at 2009/10. This is to allow for a simple calculation of yield.

7.24 The value of properties is updated annually. The most recent valuation is from March 2024 and saw continuing falls to commercial property valuations. The most significant correction came with retail property, and this category is now valued at less than purchase cost. The main driver for the fall in is the reduced number of years remaining on an existing lease. This increases the risk of non-renewal thereby lowering the valuation. The downward trend is expected to continue in 2025 until a new tenancy agreement is agreed. No revised valuation for 2025 is currently available. The figures will be updated in future reports. There has also been a disposal of office property in the year.

Table 6 Property held for investment purposes Property	Actual Purchase cost	31/03/24 actual Gains or (losses) in-year	31/03/24 actual Value in accounts (includes gains/ (losses) to date	31/03/25 expected Gains or (losses)	31/03/25 expected Value in accounts
Industrial Units	1,492	122	1,740	-	1,740
Enterprise Centres	245	20	345	-	345
Retail	23,300	(2,358)	19,730	-	19,730
Office	240	(26)	480	(480)	-
Total	25,277	(2,242)	22,295	(480)	21,815

Commercial Investments: Loans

- 7.25 **Contribution:** The Authority has worked alongside Cheshire West and Chester Council and Warrington Borough Council to each provide Enterprise Cheshire & Warrington Ltd with a £10m loan facility to be used to invest in economic development schemes across the Enterprise Zones in the sub-region.
- 7.26 There is currently one loan in place and has been used to fund development of Alderley Park. The purpose is to stimulate economic development, and payback of the loans will be achieved from Business Rates retained by the LEP under Enterprise Zone regulations. Whilst the balance of the facility is still available there are no imminent plans to draw down further amounts.

Table 7 Loans for commercial purposes Category of borrower	31/03/24 Actual	As at 31/03/25 Actual Balance owing	As at 31/03/25 Actual Loss allowance	As at 31/03/25 Actual Net figure in accounts	2025/26 Approved Limit
Partner Organisations	3,351	3,147	126	3,021	10,000
TOTAL	3,351	3,147	126	3,021	10,000

Loan Commitments and Financial Guarantees

- 7.27 As Accountable Body for Enterprise Cheshire & Warrington, the Council is acting as Entrusted Entity to a £20m European Regional Development Fund supported 'Evergreen' Development Fund, which has issued loans to third parties. The Council, as contracting party, provides guarantees in respect of the amounts provided through ERDF.
- 7.28 The Fund is designed to provide loan finance to specific projects across Cheshire and the north west and will not generate a return for the Authority. The balances are included this year within Service Investments: Loans (see Table 4 above).

Proportionality

- 7.29 A major concern for external governing bodies is the extent to which Authorities are dependent upon investment income to fund services. Proportionality forms a key component of the Prudential Code.
- 7.30 Historically, the Authority has not been materially dependent on return-generating investment activity to achieve a balanced revenue budget. However, in the context of the current financial situation faced by the Authority and the sector, those returns will become an important factor in the ability to set a balanced budget. Whilst the proportion of the net revenue budget was consistently low and deemed immaterial this could change and should it fail to achieve the expected net return, the Authority's contingency plans for continuing to provide these services include effective budget management and tight cost control could become more difficult to achieve. Therefore, more emphasis needs to be placed on managing the portfolio and securing an income stream or reviewing exit strategies.

Capacity, Skills and Culture

- 7.31 **Elected Members and Statutory Officers:** Adequate steps are taken to ensure that those elected Members and statutory officers involved in the investment decision making process have appropriate capacity, skills and information to enable them to: 1. take informed decisions as to whether to enter into a specific investment; 2. to consider individual assessments in the context of the strategic objectives and risk profile of the local authority; and 3. to enable them to understand how the quantum of these decisions have changed the overall risk exposure of the local authority.
- 7.32 The Finance Sub-Committee comprising Members, supported by officers and where necessary external advisors, provides oversight of the Investment Strategy and acts on recommendations from officers that consider opportunities to enhance the Revenue and Capital Budgets of the Council through strategic investments, whether that involves using capital / cash resources or borrowing and lending powers.
- 7.33 **Commercial deals:** Steps have been taken to ensure that those negotiating and reporting commercial deals are aware of the core principles of the prudential framework and of the regulatory regime within which local authorities operate. A team of officers from Place, Finance, Legal, and Procurement are responsible for ensuring that the framework is followed. Where appropriate staff are provided with additional training and up to date skills via CIPFA and other providers.
- 7.34 **Corporate governance:** Corporate governance arrangements have been put in place to ensure accountability, responsibility and authority for decision making on investment activities within the context of the Council's corporate values and Constitution.